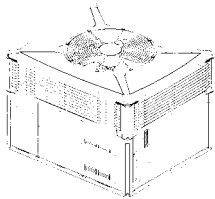
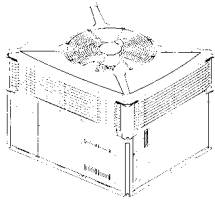


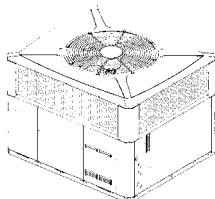
Packaged Cooling Convertible 2-5 Tons



4TCY5



**4TCY4
(3-phase only)**



4TCC4

Table PK-1-A — 4TCY5 - XL15c - Convertible Packaged Cooling - R-410A

| Model Number | Cooling Capacity (Btuh) | SEER/EER | Shipping Weight | MCA | Max Fuse | Sound Rating | Uncrated Dimensions (in.) H x D x W |
|-----------------------------|-------------------------|-------------|-----------------|------|----------|--------------|--|
| 4TCY5 – 208-230/1/60 | | | | | | | |
| 4TCY5024A1000A | 23,800 | 15.00/12.00 | 388 | 18.4 | 25 | 65 | 36 x 42 x 49 |
| 4TCY5030A1000A | 28,400 | 15.00/12.00 | 418 | 21.2 | 30 | 70 | 38 x 42 x 49 |
| 4TCY5036A1000A | 36,000 | 15.00/12.00 | 422 | 23.8 | 35 | 69 | 38 x 42 x 49 |
| 4TCY5042A1000A | 40,500 | 15.00/12.00 | 547 | 28.6 | 45 | 71 | 38 x 45 x 59 |
| 4TCY5048A1000A | 48,000 | 15.00/12.00 | 570 | 34.2 | 50 | 71 | 42 x 45 x 59 |
| 4TCY5060A1000A | 57,500 | 15.00/11.40 | 582 | 44.4 | 60 | 73 | 42 x 45 x 59 |

Table PK-1-B — 4TCY4 - XL14c - Convertible Packaged Cooling - R-410A

| Model Number | Cooling Capacity (Btuh) | SEER/EER | Shipping Weight | MCA | Max Fuse | Sound Rating | Uncrated Dimensions (in.) H x D x W |
|-----------------------------|-------------------------|-------------|-----------------|------|----------|--------------|--|
| 4TCY4 – 208-230/3/60 | | | | | | | |
| 4TCY4036B3000A | 38,000 | 14.20/12.00 | 450 | 18.4 | 30 | 69 | 38 x 42 x 49 |
| 4TCY4048B3000A | 48,000 | 14.30/11.90 | 607 | 25.3 | 40 | 72 | 38 x 45 x 59 |
| 4TCY4060A3000B | 60,000 | 14.30/12.00 | 612 | 28.6 | 45 | 76 | 42 x 45 x 59 |

Table PK-1-C — 4TCC4 - XR14c - Convertible Packaged Cooling - R-410A

| Model Number | Cooling Capacity (Btuh) | SEER/EER | Shipping Weight | MCA | Max Fuse | Sound Rating | Uncrated Dimensions (in.) H x D x W |
|-----------------------------|-------------------------|-------------|-----------------|------|----------|--------------|--|
| 4TCC4 – 208-230/1/60 | | | | | | | |
| 4TCC4024A1000A | 24,600 | 14.00/12.00 | 432 | 19.1 | 30 | 67 | 36 x 42 x 49 |
| 4TCC4030A1000A | 28,200 | 14.00/12.00 | 451 | 22.6 | 35 | 69 | 36 x 42 x 49 |
| 4TCC4036A1000A | 37,000 | 14.00/12.00 | 453 | 24.5 | 40 | 69 | 38 x 42 x 49 |
| 4TCC4042A1000A | 40,500 | 14.00/12.00 | 561 | 28.5 | 45 | 75 | 36 x 45 x 59 |
| 4TCC4048A1000A | 46,500 | 14.00/11.50 | 557 | 32.0 | 50 | 73 | 40 x 45 x 59 |
| 4TCC4060A1000A | 58,000 | 14.00/11.50 | 586 | 39.1 | 60 | 73 | 40 x 45 x 59 |

**For dimensional/outline drawings, please refer to Product Data.
For information on Roof Curbs, please refer to the Accessories/Information Tab.**

For complete equipment / combination selections, installation instructions and warranty information, please refer to Product Data/Ratings and/or Installers Guides and Limited Warranty Handbooks.



Packaged Cooling Convertible 2-5 Tons

Table PK-2-A — Features

| | 4TCY5 2-5 | 4TCY4 3-5 | 4TCC4 2-5 |
|--|----------------------|----------------------|----------------------|
| • SEER up to..... | 15.00 | 14.25 | 14.00 |
| • Exclusive Climatuff™ high efficiency compressor with internal overload protection..... | ✓ | ✓ | ✓ |
| • Factory supplied charge..... | R-410A | R-410A | R-410A |
| • Composite Vortica® indoor blower..... | ✓ | ✓ | ✓ |
| • Direct drive, variable speed ECM blower motor **..... | ✓ | ✓ | — |
| • Direct drive, multi-speed ECM blower motor (high efficiency)*..... | — | — | ✓ |
| • All aluminum Spine Fin™ outdoor coil..... | ✓ | ✓ | ✓ |
| • Swept-blade outdoor fan for quiet operation..... | ✓ | ✓ | ✓ |
| • Architecturally integrated louvers and corner guards..... | ✓ | ✓ | — |
| • All steel louvers..... | — | — | ✓ |
| • Polyslate gray cabinet..... | ✓ | ✓ | ✓ |
| • Single stage cooling..... | 2-3½ | ✓ | ✓ |
| • Two stage cooling..... | 4, 5 | — | — |
| • High pressure cutout | ✓ | ✓ | ✓ |
| • Low pressure cutout | ✓ | ✓ | ✓ |
| • Liquid line drier - factory installed..... | ✓ | ✓ | ✓ |
| • Non-bleed expansion valves on indoor coil..... | ✓ | ✓ | ✓ |
| • Pressure taps, including liquid line taps, easily accessed and protected inside compressor compartment..... | ✓ | ✓ | ✓ |
| • Right side electrical service access for high and low voltage connections..... | ✓ | ✓ | ✓ |
| • Rugged steel basepan features deep drawn duct connections..... | ✓ | ✓ | ✓ |
| • Steeply sloped composite drainpan..... | ✓ | ✓ | ✓ |
| • Ships in horizontal configuration and converts quickly for downflow..... | ✓ | ✓ | ✓ |
| • Copper tube, aluminum fin indoor coil | 3,4,& 5 | ✓ | 5 |
| • All aluminum indoor coil..... | 2, 2½, 3½ | — | 2-4 |
| • All models are certified to UL 1995..... | ✓ | ✓ | ✓ |
| • 10-year compressor, 10-year coils & all other functional parts limited warranty (no registration required; Residential use) | ✓ | ✓ | ✓ |
| • Extended warranties available | ✓ | ✓ | ✓ |

* Constant torque ECM (electronically commutated motor).

** Constant airflow ECM (electronica

**For dimensional/outline drawings, please refer to Product Data.
For information on Roof Curbs, please refer to the Accessories/Information Tab.**

For complete equipment / combination selections, installation instructions and warranty information, please refer to Product Data/Ratings and/or Installers Guides and Limited Warranty Handbooks.



Packaged Cooling Convertible 2-5 Tons

Table PK-3-A — Accessories

| Model Number | Description | Shipping Weight | 4TCY5 2-5 | 4TCY4 3-5 | 4TCC4 2-5 |
|--------------|--|-----------------|--------------|--------------|--------------|
| BAYACCDOR1A | Hinged Filter Access Door ^⑩ | | 2-3 | 2-3 | 2-3 |
| BAYACCDOR2A | Hinged Filter Access Door ^⑩ | | 3½-5 | 3½-5 | 3½-5 |
| BAYACCEADP1A | Adaptor Kit for Installation of CleanEffects™ and 5" Media Filter (Horizontal) ^⑨ | 10 | 2-3 | 3 | 2-3 |
| BAYACCEADP2A | Adaptor Kit for Installation of CleanEffects™ and 5" Media Filter (Horizontal) ^⑨ | 12 | 3½-5 | 3½-5 | 3½-5 |
| BAYADAP050A | Adapter Curb (Cabinet A/B) | | 2-3 | 2-3 | 2-3 |
| BAYADAP051A | Adapter Curb (Cabinet C) | | 2-3 | 2-3 | 2-3 |
| BAYADAP052A | Adapter Curb (Cabinet A/B) | | 3½-5 | 3½-5 | 3½-5 |
| BAYADAP053A | Adapter Curb (Cabinet C) | | 3½-5 | 3½-5 | 3½-5 |
| BAYADAP054A | Adapter Curb (Cabinet D) | | 3½-5 | 3½-5 | 3½-5 |
| BAYASCT001 | Anti-Short Cycle Timer ^④ | | ✓ | ✓ | — |
| BAYCCHT102A | Crankcase Heater (230V) (Scroll) | | 3½-5 | 3½-5 | 3½-5 |
| BAYCCHT103A | Crankcase Heater (230V) (Scroll) | | 2-3 | 3 | 2-3 |
| BAYCOVR112A | 12" Duct Shroud (Covers Horizontal Ducts) ^⑤ | | 2-5 | 2-5 | 2-5 |
| BAYCOVR118A | 18" Duct Shroud (Covers Horizontal Ducts) ^⑤ | | 2-5 | 2-5 | 2-5 |
| BAYCURB050A | Flat Roof Full Perimeter Curb (Insulated) | 74 | 2-3 | 3 | 2-3 |
| BAYCURB051A | Flat Roof Full Perimeter Curb (Insulated) | 74 | 3½-5 | 3½-5 | 3½-5 |
| BAYDMPR101A | 2-Position Motorized Fresh Air Damper ^{①⑥⑦⑧⑨} | | 2-3 | 2-3 | 2-3 |
| BAYDMPR102A | 2-Position Motorized Fresh Air Damper ^{①⑥⑦⑧⑨} | | 3½-5 | 3½-5 | 3½-5 |
| BAYECON101A | Economizer with Barometric Relief (Downflow) ^{①②③④⑩} | 50 | 2-3 | 2-3 | 2-3 |
| BAYECON102A | Economizer with Barometric Relief (Downflow) ^{①②③④⑩} | 65 | 3½-5 | 3½-5 | 3½-5 |
| BAYECON104AB | Economizer with Barometric Relief (Downflow) ^{①②③④⑩} | 65 | 4-5 | — | — |
| BAYECON200A | Economizer (Horizontal) ^{①②③⑥} | 85 | 2-3 | 2-3 | 2-3 |
| BAYECON201A | Economizer (Horizontal) ^{①②③⑥} | 85 | 3½ | 3½-5 | 3½-5 |
| BAYECON204A | Economizer (Horizontal) ^{①②③⑥} | 85 | 4-5 | — | — |
| BAYENTH001A | Enthalpy Control Kit ^② | 2 | ✓ | ✓ | ✓ |
| BAYEXMK001A | Extreme Conditions Mounting Kit (Used on BAYCURB & BAYADAP) | | ✓ | ✓ | ✓ |
| BAYEXMK002B | Extreme Conditions Mounting Kit (Used on BAYUTIL) | | ✓ | ✓ | ✓ |
| BAYEXMK003A | Extreme Conditions Mounting Kit (Used on Slab Mounts) | | ✓ | ✓ | ✓ |
| BAYFLTR101C | 1-2" Filter Frame (requires one 18x25 filter which is not included) ^① | 6 | 2-3 | 2-3 | 2-3 |
| BAYFLTR201C | 1-2" Filter Frame (requires one 18x20 and one 18x18 filter which are not included) ^{①②} | 6 | 3½-5 | 3½-5 | 3½-5 |
| BAYLIFT002B | Lifting Lug Kit | 5 | ✓ | ✓ | ✓ |
| BAYLOAM011A | Evaporator Defrost Control Kit | | ✓ | ✓ | ✓ |
| BAYLOAM105A | Low Ambient Control Kit | 5 | ✓ | ✓ | ✓ |
| BAYOSAH001A | Manual Fresh Air Damper ^① | 6 | 2-3 | 2-3 | 2-3 |
| BAYOSAH002A | Manual Fresh Air Damper ^① | 8 | 3½-5 | 3½-5 | 3½-5 |
| BAYQSTK300A | Start Kit (not factory installed) | | ✓ | — | ✓ |
| BAYSQRD001B | 16" Round Duct Adapter ^⑩ | 5 | 2-3 | 2-3 | 2-3 |
| BAYSQRD002B | 18" Round Duct Adapter ^⑩ | 3 | 2-5 | 2-5 | 2-5 |
| BAYUTIL101B | Roof Curb Utility Extension Kit | | 2-3 | 2-3 | 2-3 |
| BAYUTIL102B | Roof Curb Utility Extension Kit | | 3½-5 | 3½-5 | 3½-5 |

- ① Must use filter frame when economizer/fresh air kit is used.
- ② Dry bulb control standard with economizer.
- ③ 2-Stage cooling control required when using economizer.
- ④ Do not use with electronic thermostats.
- ⑤ BAYCOVR112,118A will not cover BAYSQRD002B applications.
- ⑥ Does not contain barometric relief.
- ⑦ Max fresh air - 25%.
- ⑧ For non-continuous fan gas-heating applications, the damper opens only when the OD ambient is above 50° F.
- ⑨ It is the designer/engineer/installer's responsibility to review product specifications and technical literature to insure optimal performance and compliance to codes.
- ⑩ Temperature of mixed air entering the heat exchanger is monitored and fresh air intake may be reduced under certain conditions.
- ⑪ BAYACCDOR1A requires BAYFLTR101B & BAYACCDOR2A requires BAYFLTR201B. They are not backward compatible to BAYFLTR101/201A.
- ⑫ When using a BAYACCDOR2A, two 18x20 filters are required.

| EXISTING CURB | NEW UNIT 4TCY4/5 | USE BAYADAP0**A |
|----------------|------------------|-----------------|
| BAYCURB030,38A | 024-036 | 50 |
| BAYCURB030,38A | 042-060 | 52 |
| BAYCURB033A | 024-036 | 51 |
| BAYCURB033A | 042-060 | 53 |
| BAYCURB034A | 042-060 | 54 |

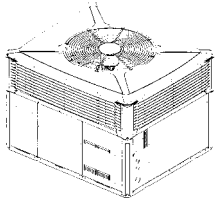
**For dimensional/outline drawings, please refer to Product Data.
For information on Roof Curbs, please refer to the Accessories/Information Tab.**

For complete equipment / combination selections, installation instructions and warranty information, please refer to Product Data/Ratings and/or Installers Guides and Limited Warranty Handbooks.

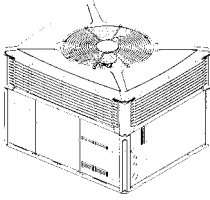

TRANE®

It's Hard To Stop A Trane.®

Packaged Hybrid/Dual Fuel Convertible 2-5 Tons


4DCZ6
Table PK-4-A — 4DCZ6 - XL16c - Convertible Packaged Dual Fuel - R-410A

| Model Number | Cooling Capacity (BTUH) | Gas Capacity Heating Output (1 Stg./2 Stg.) | SEER/EER | HSPF | AFUE(%) | Shipping Weight | MCA | Max Fuse | Sound Rating | Uncrated Dimensions (in.) H x D x W |
|-----------------------------|-------------------------|---|--------------|------|---------|-----------------|------|----------|--------------|-------------------------------------|
| 4DCZ6 – 208-230/1/60 | | | | | | | | | | |
| 4DCZ6036C1070A | 36,000 | 45,000/57,000 | 16.00 /12.20 | 8.30 | 81.0 | 488 | 24.3 | 35 | 70 | 38 x 42 x 49 |
| 4DCZ6048C1090A | 47,500 | 58,000/73,000 | 16.00 /12.00 | 8.50 | 81.0 | 665 | 34.2 | 50 | 72 | 42 x 45 x 59 |
| 4DCZ6060C1115A | 57,000 | 75,000/93,000 | 15.00 /11.50 | 8.30 | 81.0 | 676 | 42.0 | 60 | 74 | 42 x 45 x 59 |
| 4DCZ6 – 208-230/1/60 | | | | | | | | | | |
| 4DCZ6036B3075A | 36,000 | 48,400/60,000 | 16.00 /12.20 | 8.30 | 79.5 | 488 | 19.7 | 30 | 70 | 38 x 42 x 49 |
| 4DCZ6048B3096A | 47,500 | 62,000/77,000 | 16.00 /12.00 | 8.50 | 80.0 | 665 | 25.2 | 35 | 72 | 42 x 45 x 59 |
| 4DCZ6060B3120A | 57,000 | 77,500/96,000 | 15.00 /11.50 | 8.30 | 80.0 | 676 | 30.0 | 45 | 74 | 42 x 45 x 59 |


4DCY4
Table PK-4-B — 4DCY4 - XL14c - Convertible Packaged Dual Fuel - R-410A

| Model Number | Cooling Capacity (BTUH) | Gas Capacity Heating Output (1 Stg./2 Stg.) | SEER/EER | HSPF | AFUE(%) | Shipping Weight | MCA | Max Fuse | Sound Rating | Uncrated Dimensions (in.) H x D x W |
|-----------------------------|-------------------------|---|-------------|------|---------|-----------------|------|----------|--------------|-------------------------------------|
| 4DCY4 – 208-230/1/60 | | | | | | | | | | |
| 4DCY4024D1060A | 23,600 | 39,000/49,000 | 14.00/12.00 | 8.00 | 81.0 | 481 | 16.1 | 25 | 68 | 36 x 42 x 49 |
| 4DCY4030D1070A | 30,000 | 45,000/57,000 | 14.25/12.00 | 8.00 | 81.0 | 481 | 19.1 | 30 | 76 | 38 x 42 x 49 |
| 4DCY4036C1070A | 37,000 | 45,000/57,000 | 14.00/12.00 | 8.00 | 81.0 | 488 | 26.2 | 40 | 69 | 38 x 42 x 49 |
| 4DCY4042C1090A | 42,000 | 58,000/73,000 | 14.00/12.00 | 8.00 | 81.0 | 653 | 30.8 | 45 | 74 | 38 x 45 x 59 |
| 4DCY4048C1090A | 47,500 | 58,000/73,000 | 14.00/12.00 | 8.00 | 81.0 | 653 | 35.5 | 50 | 73 | 42 x 45 x 59 |
| 4DCY4060C1115A | 58,000 | 75,000/93,000 | 14.00/12.00 | 8.00 | 81.0 | 676 | 39.9 | 60 | 76 | 42 x 45 x 59 |
| 4DCY4 – 208-230/3/60 | | | | | | | | | | |
| 4DCY4036B3075A | 36,000 | 48,400/60,000 | 14.00/11.40 | 8.00 | 79.5 | 488 | 19.8 | 30 | 69 | 38 x 42 x 49 |
| 4DCY4048A3096C | 47,000 | 62,000/77,000 | 14.30/10.85 | 8.00 | 80.0 | 653 | 26.4 | 40 | 73 | 42 x 45 x 59 |
| 4DCY4060A3120C | 57,500 | 77,500/96,000 | 14.00/11.50 | 8.00 | 80.0 | 676 | 30.6 | 60 | 76 | 42 x 45 x 59 |

For dimensional/outline drawings, please refer to Product Data.

For information on Roof Curbs, please refer to the Accessories/Information Tab.

For complete equipment / combination selections, installation instructions and warranty information, please refer to Product Data/Ratings and/or Installers Guides and Limited Warranty Handbooks.



Packaged Hybrid/Dual Fuel Convertible 2-5 Tons

Table PK-5-A — Features

| | 4DCZ6 3-5 | 4DCY4 2-5 |
|---|----------------------|----------------------|
| • SEER up to..... | 16.00 | 14.25 |
| • HSPF up to..... | 8.50 | 8.00 |
| • Exclusive Climatuff™ high efficiency compressor with internal overload protection..... | ✓ | ✓ |
| • Factory supplied charge..... | R-410A | R-410A |
| • Composite Vortica® indoor blower..... | ✓ | ✓ |
| • Direct drive, variable speed ECM blower motor **..... | ✓ | ✓ |
| • All aluminum Spine Fin™ outdoor coil..... | ✓ | ✓ |
| • Swept-blade outdoor fan for quiet operation..... | ✓ | ✓ |
| • Architecturally integrated louvers and corner guards..... | ✓ | ✓ |
| • Polyslate gray cabinet..... | ✓ | ✓ |
| • Stainless steel heat exchanger and burners..... | ✓ | ✓ |
| • Single stage heating & cooling | — | ✓ |
| • Two stage heating & cooling | ✓ | — |
| • 2-stage gas..... | ✓ | ✓ |
| • Start kit - factory installed (single phase only)..... | — | 2, 2½ |
| • High pressure cutout..... | ✓ | ✓ |
| • Low pressure cutout..... | ✓ | ✓ |
| • Liquid line drier - factory installed..... | ✓ | ✓ |
| • Non-bleed expansion valves on indoor and outdoor coils..... | ✓ | ✓ |
| • Pressure taps, including liquid line taps, easily accessed and protected inside compressor compartment..... | ✓ | ✓ |
| • Right side electrical service access for high and low voltage connections..... | ✓ | ✓ |
| • Rugged steel basepan features deep drawn duct connections..... | ✓ | ✓ |
| • Steeplly sloped composite drainpan..... | ✓ | ✓ |
| • Ships in horizontal configuration and converts quickly for downflow..... | ✓ | ✓ |
| • Copper tube, aluminum fin indoor coil..... | ✓ | ✓ |
| • All models are certified to UL 1995..... | ✓ | ✓ |
| • 20-year heat exchanger, 12-year compressor, 10-year coils, & 10-year all other functional parts limited warranty (no registration required; Residential use) | ✓ | — |
| • 20-year heat exchanger, 10-year compressor, 10-year coils, & 10-year all other functional parts limited warranty (no registration required; Residential use) | — | ✓ |
| • Extended Warranties Available | ✓ | ✓ |

**Constant airflow ECM (electronically commutated motor).

**For dimensional/outline drawings, please refer to Product Data.
For information on Roof Curbs, please refer to the Accessories/Information Tab.**

For complete equipment / combination selections, installation instructions and warranty information, please refer to Product Data/Ratings and/or Installers Guides and Limited Warranty Handbooks.



Packaged Hybrid/Dual Fuel Convertible 2-5 Tons

Table PK-6-A — Accessories

| Model Number | Description | Shipping Weight | 4DCZ6 | 4DCY4 |
|--------------|--|-----------------|-------|-------|
| | | | 3-5 | 2-5 |
| BAYACCDOR1A | Hinged Filter Access Door [ⓐ] | | 3 | 2-3 |
| BAYACCDOR2A | Hinged Filter Access Door [ⓐ] | | 4-5 | 3½-5 |
| BAYACCEADP1A | Adaptor Kit for Installation of CleanEffects™ and 5" Media Filter (Horizontal) [ⓐ] | 10 | 2-3 | 2-3 |
| BAYACCEADP2A | Adaptor Kit for Installation of CleanEffects™ and 5" Media Filter (Horizontal) [ⓐ] | 12 | 3½-5 | 3½-5 |
| BAYADAP050A | Adapter Curb (Cabinet A/B)..... | | 3 | 2-3 |
| BAYADAP051A | Adapter Curb (Cabinet C)..... | | 3 | 2-3 |
| BAYADAP052A | Adapter Curb (Cabinet A/B)..... | | 4-5 | 3½-5 |
| BAYADAP053A | Adapter Curb (Cabinet C)..... | | 4-5 | 3½-5 |
| BAYADAP054A | Adapter Curb (Cabinet D)..... | | 4-5 | 3½-5 |
| BAYASCT001 | Anti-Short Cycle Timer [ⓐ] | | ✓ | ✓ |
| BAYCCHT101A | Crankcase Heater (230V) (Reciprocating)..... | | — | 2-2½ |
| BAYCCHT102A | Crankcase Heater (230V) (Scroll)..... | | 4,5 | 3½-5 |
| BAYCCHT103A | Crankcase Heater (230V) (Scroll)..... | | 3 | 3 |
| BAYCCHT404B | Crankcase Heater (460V) (Scroll)..... | | 4,5 | — |
| BATCCHT405A | Crankcase Heater (460V) (Scroll)..... | | 3 | — |
| BAYCOVER112A | 12" Duct Shroud (Covers Horizontal Ducts) [ⓐ] | | 3-5 | 2-5 |
| BAYCOVER118A | 18" Duct Shroud (Covers Horizontal Ducts) [ⓐ] | | 3-5 | 2-5 |
| BAYCURB050A | Flat Roof Full Perimeter Curb (Insulated)..... | 74 | 3 | 2-3 |
| BAYCURB051A | Flat Roof Full Perimeter Curb (Insulated)..... | 74 | 4-5 | 3½-5 |
| BAYDMPR101A | 2-Position Motorized Damper [ⓐ] [ⓑ] [Ⓒ] [Ⓓ] [Ⓔ] | | 3 | 2-3 |
| BAYDMPR102A | 2-Position Motorized Damper [ⓐ] [ⓑ] [Ⓒ] [Ⓓ] [Ⓔ] | | 4-5 | 3½-5 |
| BAYECON101A | Economizer with Barometric Relief (Downflow) [ⓐ] [ⓑ] [Ⓒ] [Ⓓ] [Ⓔ] [ⓓ] | | — | 2-3 |
| BAYECON102A | Economizer with Barometric Relief (Downflow) [ⓐ] [ⓑ] [Ⓒ] [Ⓓ] [Ⓔ] [ⓓ] | | — | 3½-5 |
| BAYECON103A | Economizer with Barometric Relief (Downflow) [ⓐ] [ⓑ] [Ⓒ] [Ⓓ] [Ⓔ] [ⓓ] | 50 | 3 | — |
| BAYECON104A | Economizer with Barometric Relief (Downflow) [ⓐ] [ⓑ] [Ⓒ] [Ⓓ] [Ⓔ] [ⓓ] | 65 | 4-5 | — |
| BAYECON200A | Economizer (Horizontal) [ⓐ] [ⓑ] [Ⓒ] [Ⓓ] [Ⓔ] | | — | 2-3 |
| BAYECON201A | Economizer (Horizontal) [ⓐ] [ⓑ] [Ⓒ] [Ⓓ] [Ⓔ] | | — | 3½-5 |
| BAYECON203A | Economizer (Horizontal) [ⓐ] [ⓑ] [Ⓒ] [Ⓓ] [Ⓔ] | 85 | 3 | — |
| BAYECON204A | Economizer (Horizontal) [ⓐ] [ⓑ] [Ⓒ] [Ⓓ] [Ⓔ] | 85 | 4-5 | — |
| BAYENTH001A | Enthalpy Control Kit [ⓐ] | 2 | ✓ | ✓ |
| BAYEXMK001A | Extreme Conditions Mounting Kit..... | | ✓ | ✓ |
| BAYEXMK002B | Extreme Conditions Mounting Kit..... | | ✓ | ✓ |
| BAYEXMK003A | Extreme Conditions Mounting Kit (Used on Slab Mounts)..... | | ✓ | ✓ |
| BAYFLTR101C | 1-2" Filter Frame [ⓐ] -Requires one 18x25 filter (not included)..... | 6 | 3 | 2-3 |
| BAYFLTR201C | 1-2" Filter Frame [ⓐ] [ⓑ] -Requires one 18x20 and one 18x18 (not included)..... | 6 | 4-5 | 3½-5 |
| BAYLIFT002B | Lifting Lug Kit..... | 5 | ✓ | ✓ |
| BAYLOAM105A | Low Ambient Control Kit..... | 5 | ✓ | ✓ |
| BAYRLAY004A | Economizer Relay [ⓐ] | | — | ✓ |
| BAYRLAY006A | Economizer Relay [ⓐ] | 1 | ✓ | — |
| BAYOSAC001B | Outside Air Control for V.S. Economizer [ⓐ] | | 3,4,5 | — |
| BAYOSAH001A | Manual Fresh Air Damper [ⓐ] | 6 | 3 | 2-3 |
| BAYOSAH002A | Manual Fresh Air Damper [ⓐ] | 8 | 4-5 | 3½-5 |
| BAYQSTK300A | Start Kit (not factory installed)..... | | ✓ | ✓ |
| BAYSQRD001B | 16" Round Duct Adapter [ⓐ] | 5 | 3 | 2-3 |
| BAYSQRD002B | 18" Round Duct Adapter [ⓐ] | 3 | 4-5 | 2-5 |
| BAYUTIL101B | Roof Curb Extension Kit..... | | 3 | 2-3 |
| BAYUTIL102B | Roof Curb Extension Kit..... | | 4-5 | 3½-5 |

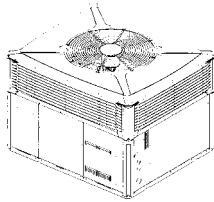
- ⓐ Relay required with economizer on all heat pump applications.
- ⓑ Must use filter frame when economizer/fresh air kit is used.
- Ⓒ Dry bulb control standard with economizer.
- Ⓓ 2-Stage cooling control required when using economizer.
- Ⓔ It is the responsibility of the installing dealer to properly size the ductwork for each specific application.
- ⓓ BAYCOVER112,118A will not cover BAYSQRD002B applications.
- ⓔ Does not contain barometric relief.
- ⓕ Max fresh air - 25%.
- ⓖ For non-continuous fan gas-heating applications, the damper opens only when the OD ambient is above 50° F.
- ⓗ It is the designer/engineer/installer's responsibility to review product specifications and technical literature to insure optimal performance and compliance to codes.
- ⓘ Temperature of mixed air entering the heat exchanger is monitored and fresh air intake may be reduced under certain conditions.
- ⓙ BAYACCDOR1A requires BAYFLTR101B & BAYACCDOR2A requires BAYFLTR201B. They are not backward compatible to BAYFLTR101/201A.
- ⓚ BAYOASH001/002 is not compatible with BAYACCDOR1A or BAYACCDOR2A.
- ⓛ When using a BAYACCDOR2A, two 18x20 filters are required.

| EXISTING CURB | NEW UNIT 4DC** | USE BAYADAP0**A |
|----------------|----------------|-----------------|
| BAYCURB030,38A | 024-036 | 50 |
| BAYCURB030,38A | 042-060 | 52 |
| BAYCURB033A | 024-036 | 51 |
| BAYCURB033A | 042-060 | 53 |
| BAYCURB034A | 042-060 | 54 |

**For dimensional/outline drawings, please refer to Product Data.
For information on Roof Curbs, please refer to the Accessories/Information Tab.**

For complete equipment / combination selections, installation instructions and warranty information, please refer to Product Data/Ratings and/or Installers Guides and Limited Warranty Handbooks.

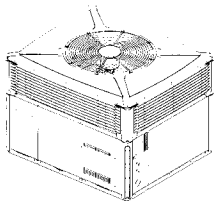
Packaged Heat Pump Convertible 2-5 Tons



4WCZ6

Table PK-7-A — 4WCZ6 - XL16c - Convertible Packaged Heat Pump - R-410A

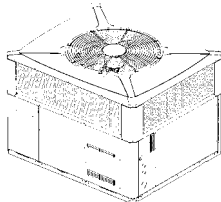
| Model Number | Capacity | SEER | EER High/Low | HSPF | Shipping Weight | MCA | Max Fuse | Sound Rating | Uncrated Dimensions (in.) H x D x W |
|-----------------------------|----------|-------|--------------|------|-----------------|------|----------|--------------|--|
| 4WCZ6 – 208-230/1/60 | | | | | | | | | |
| 4WCZ6024A1000A | 24,000 | 16.00 | 12.00/18.30 | 8.20 | 442 | 19.5 | 30 | 67 | 38 x 42 x 49 |
| 4WCZ6036B1000A | 36,000 | 16.00 | 12.20/17.45 | 8.30 | 468 | 24.3 | 35 | 70 | 38 x 42 x 49 |
| 4WCZ6048B1000A | 47,500 | 16.00 | 12.00/17.50 | 8.50 | 607 | 34.2 | 50 | 72 | 42 x 45 x 59 |
| 4WCZ6060B1000A | 57,000 | 15.00 | 11.50/15.90 | 8.30 | 623 | 42.0 | 60 | 74 | 42 x 45 x 59 |
| 4WCZ6 – 208-230/3/60 | | | | | | | | | |
| 4WCZ6036B3000A | 36,000 | 16.00 | 12.20/17.45 | 8.30 | 468 | 19.7 | 30 | 70 | 38 x 42 x 49 |
| 4WCZ6048B3000A | 47,500 | 16.00 | 12.00/17.50 | 8.50 | 607 | 25.2 | 35 | 72 | 42 x 45 x 59 |
| 4WCZ6060B3000A | 57,000 | 15.00 | 11.50/15.90 | 8.30 | 623 | 30.0 | 45 | 74 | 42 x 45 x 59 |
| 4WCZ6 – 460/3/60 | | | | | | | | | |
| 4WCZ6036B4000A | 36,000 | 16.00 | 12.20/17.45 | 8.30 | 468 | 11.9 | 15 | 70 | 38 x 42 x 49 |
| 4WCZ6048B4000A | 47,500 | 16.00 | 12.00/17.50 | 8.50 | 607 | 15.3 | 20 | 72 | 42 x 45 x 59 |
| 4WCZ6060B4000A | 57,000 | 15.00 | 11.50/15.90 | 8.30 | 623 | 17.0 | 20 | 74 | 42 x 45 x 59 |



4WCY5

Table PK-7-B — 4WCY5 - XL15c - Convertible Packaged Heat Pump - R-410A

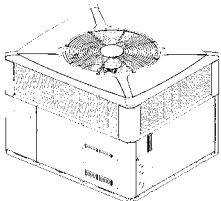
| Model Number | Capacity | SEER/EER | HSPF | Shipping Weight | MCA | Max Fuse | Sound Rating | Uncrated Dimensions (in.) H x D x W |
|-----------------------------|----------|-------------|------|-----------------|------|----------|--------------|--|
| 4WCY5 – 208-230/1/60 | | | | | | | | |
| 4WCY5024A1000A | 25,000 | 15.00/13.00 | 8.30 | 453 | 18.1 | 25 | 69.1 | 36 x 42 x 49 |
| 4WCY5030A1000A | 30,000 | 15.00/12.00 | 8.20 | 430 | 22.8 | 35 | 70.0 | 38 x 42 x 49 |
| 4WCY5036A1000A | 36,000 | 15.00/12.00 | 8.40 | 439 | 24.7 | 40 | 69.4 | 38 x 42 x 49 |
| 4WCY5042A1000A | 41,500 | 15.00/12.00 | 8.40 | 607 | 28.6 | 45 | 72.0 | 38 x 45 x 59 |
| 4WCY5048A1000A | 47,500 | 15.00/12.00 | 8.40 | 607 | 34.2 | 50 | 72.0 | 42 x 45 x 59 |
| 4WCY5060A1000A | 57,500 | 15.00/11.50 | 8.40 | 623 | 42.2 | 60 | 74.0 | 42 x 45 x 59 |



4WCC4

Table PK-7-C — 4WCC4 - XR14c - Convertible Packaged Heat Pump - R-410A

| Model Number | Capacity | SEER/EER | HSPF | Shipping Weight | MCA | Max Fuse | Sound Rating | Uncrated Dimensions (in.) H x D x W |
|-----------------------------|----------|-------------|------|-----------------|------|----------|--------------|--|
| 4WCC4 – 208-230/1/60 | | | | | | | | |
| 4WCC4024A1000A | 24,600 | 14.00/12.00 | 8.00 | 402 | 19.1 | 30 | 66 | 36 x 42 x 49 |
| 4WCC4030A1000A | 30,400 | 14.00/12.00 | 8.00 | 430 | 22.6 | 35 | 69 | 38 x 42 x 49 |
| 4WCC4036A1000A | 35,800 | 14.00/12.00 | 8.00 | 439 | 24.4 | 40 | 69 | 38 x 42 x 49 |
| 4WCC4042A1000A | 43,000 | 14.00/12.00 | 8.00 | 548 | 28.4 | 45 | 71 | 40 x 45 x 59 |
| 4WCC4048A1000A | 48,000 | 14.00/12.00 | 8.00 | 529 | 31.1 | 50 | 72 | 40 x 45 x 59 |
| 4WCC4060A1000A | 58,000 | 14.00/12.00 | 8.00 | 594 | 39.1 | 60 | 77 | 42 x 45 x 59 |



**4WCY4
(3-phase only)**

Table PK-7-D — 4WCY4 - XL14c - Convertible Packaged Heat Pump - R-410A

| Model Number | Capacity | SEER/EER | HSPF | Shipping Weight | MCA | Max Fuse | Sound Rating | Uncrated Dimensions (in.) H x D x W |
|-----------------------------|----------|-------------|------|-----------------|------|----------|--------------|--|
| 4WCY4 – 208-230/3/60 | | | | | | | | |
| 4WCY4036B3000A | 36,000 | 14.00/11.70 | 8.00 | 468 | 18.4 | 25 | 69 | 38 x 42 x 49 |
| 4WCY4048A3000C | 47,000 | 14.00/11.75 | 8.00 | 607 | 25.3 | 35 | 73 | 38 x 45 x 59 |
| 4WCY4060A3000C | 58,000 | 14.00/11.50 | 8.00 | 623 | 28.6 | 45 | 76 | 42 x 45 x 59 |

**For dimensional/outline drawings, please refer to Product Data.
For information on Roof Curbs, please refer to the Accessories/Information Tab.**



Packaged Heat Pump Convertible 2-5 Tons

Table PK-8-A — Features

| | 4WCZ6 2-5 | 4WCY5 2-5 | 4WCY4 3-5 | 4WCC4 2-5 |
|--|--------------|--------------|--------------|--------------|
| • SEER up to..... | 16.00 | 15.00 | 14.25 | 14.00 |
| • HSPF up to..... | 8.50 | 8.20 | 8.00 | 8.00 |
| • Exclusive Climatuff™ high efficiency compressor with internal overload protection..... | ✓ | ✓ | ✓ | — |
| • Factory supplied charge..... | R-410A | R-410A | R-410A | R-410A |
| • Composite Vortica® indoor blower..... | ✓ | ✓ | ✓ | ✓ |
| • Direct drive, multi-speed ECM blower motor (high efficiency)*..... | — | — | — | ✓ |
| • Direct drive, variable speed ECM indoor blower motor**..... | ✓ | ✓ | ✓ | — |
| • All aluminum Spine Fin™ outdoor coil..... | ✓ | ✓ | ✓ | ✓ |
| • Swept-blade outdoor fan for quiet operation..... | ✓ | ✓ | ✓ | — |
| • Architecturally integrated louvers and corner guards..... | ✓ | ✓ | ✓ | — |
| • Polyslate gray cabinet..... | ✓ | ✓ | ✓ | ✓ |
| • Single stage heating & cooling..... | — | 2 - 3½ | ✓ | ✓ |
| • Two stage heating & cooling..... | ✓ | 4, 5 | — | — |
| • Start kit - factory installed (single phase only)..... | — | 2, 2½ | — | — |
| • High pressure cutout..... | ✓ | ✓ | ✓ | ✓ |
| • Low pressure cutout..... | ✓ | ✓ | ✓ | ✓ |
| • Liquid line drier - factory installed..... | ✓ | ✓ | ✓ | ✓ |
| • Non-bleed expansion valves on indoor and outdoor coils..... | ✓ | ✓ | ✓ | ✓ |
| • Pressure taps, including liquid line taps, easily accessed and protected inside compressor compartment..... | ✓ | ✓ | ✓ | ✓ |
| • Right side electrical service access for high and low voltage connections..... | ✓ | ✓ | ✓ | ✓ |
| • Rugged steel basepan features deep drawn duct connections..... | ✓ | ✓ | ✓ | ✓ |
| • Steeply sloped composite drainpan..... | ✓ | ✓ | ✓ | ✓ |
| • Ships in horizontal configuration and converts quickly for downflow..... | ✓ | ✓ | ✓ | ✓ |
| • Copper tube, aluminum fin indoor coil..... | ✓ | ✓ | ✓ | ✓ |
| • All models are certified to UL 1995..... | ✓ | ✓ | ✓ | ✓ |
| • 10-year compressor, 10-year outdoor coil, & 10-year all other functional parts limited warranty (no registration required; Residential use) | — | ✓ | ✓ | ✓ |
| • 12-year compressor, 10-year outdoor coil, & 10-year all other functional parts limited warranty (no registration required; Residential use) | ✓ | — | — | — |
| • Extended Warranties Available | ✓ | ✓ | ✓ | ✓ |

*Constant torque ECM (electronically commutated motor).
**Constant airflow ECM (electronically commutated motor).

**For dimensional/outline drawings, please refer to Product Data.
For information on Roof Curbs, please refer to the Accessories/Information Tab.**

For complete equipment / combination selections, installation instructions and warranty information, please refer to Product Data/Ratings and/or Installers Guides and Limited Warranty Handbooks.



Packaged Heat Pump Convertible 2-5 Tons

Table PK-9-A — Accessories

| Model Number | Description | Shipping Weight | 4WCZ6 2-5 | 4WCY5 2-5 | 4WCY4 3-5 | 4WCC4 2-5 |
|--------------|---|-----------------|--------------|--------------|--------------|--------------|
| BAYACCDOR1A | Hinged Filter Access Door [Ⓢ] | | 2-3 | 2-3 | 3 | 2-3 |
| BAYACCDOR2A | Hinged Filter Access Door [Ⓢ] | | 4-5 | 3½-5 | 3½-5 | 3½-5 |
| BAYACCEADP1A | Adaptor Kit for Installation of CleanEffects™ and 5" Media Filter (Horizontal) [Ⓢ] .. 10 | | 2-3 | 2-3 | 3 | 2-3 |
| BAYACCEADP2A | Adaptor Kit for Installation of CleanEffects™ and 5" Media Filter (Horizontal) [Ⓢ] .. 12 | | 3½-5 | 3½-5 | 3½-5 | 3½-5 |
| BAYADAP050A | Adapter Curb (Cabinet A/B) | | 2-3 | 2-3 | 3 | 2-3 |
| BAYADAP051A | Adapter Curb (Cabinet C) | | 2-3 | 2-3 | 3 | 2-3 |
| BAYADAP052A | Adapter Curb (Cabinet A/B) | | 4-5 | 3½-5 | 3½-5 | 3½-5 |
| BAYADAP053A | Adapter Curb (Cabinet C) | | 4-5 | 3½-5 | 3½-5 | 3½-5 |
| BAYADAP054A | Adapter Curb (Cabinet D) | | 4-5 | 3½-5 | 3½-5 | 3½-5 |
| BAYASCT001 | Anti-Short Cycle Timer [Ⓓ] | | ✓ | ✓ | ✓ | ✓ |
| BAYCCHT102A | Crankcase Heater (230V) (Scroll) | | 4,5 | 3½-5 | 3½-5 | 3½-5 |
| BAYCCHT103A | Crankcase Heater (230V) (Scroll) | | 2-3 | 2-3 | 3 | 2-3 |
| BAYCCHT404B | Crankcase Heater (460V) (Scroll) | | 4, 5 | — | — | — |
| BAYCCHT405A | Crankcase Heater (460V) (Scroll) | | 3 | — | — | — |
| BAYCOVR112A | 12" Duct Shroud (Covers Horizontal Ducts) [Ⓢ] | | 2-5 | 2-5 | 3-5 | 2-5 |
| BAYCOVR118A | 18" Duct Shroud (Covers Horizontal Ducts) [Ⓢ] | | 2-5 | 2-5 | 3-5 | 2-5 |
| BAYCURB050A | Flat Roof Full Perimeter Curb (Insulated) | .74 | 2-3 | 2-3 | 3 | 2-3 |
| BAYCURB051A | Flat Roof Full Perimeter Curb (Insulated) | .74 | 3-5 | 3½-5 | 3½-5 | 3½-5 |
| BAYDMPR101A | 2-Position Motorized Damper [Ⓢ] [Ⓣ] [Ⓡ] [Ⓢ] [Ⓢ] | | 2-3 | 2-3 | 3 | 2-3 |
| BAYDMPR102A | 2-Position Motorized Damper [Ⓢ] [Ⓣ] [Ⓡ] [Ⓢ] [Ⓢ] | | 4-5 | 3½-5 | 3½-5 | 3½-5 |
| BAYECON101A | Economizer with Barometric Relief (Downflow) [Ⓢ] [Ⓣ] [Ⓡ] [Ⓢ] [Ⓢ] | | — | 2-3 | 2-3 | 2-3 |
| BAYECON102A | Economizer with Barometric Relief (Downflow) [Ⓢ] [Ⓣ] [Ⓡ] [Ⓢ] [Ⓢ] | | — | 3½-5 | 3½-5 | 3½-5 |
| BAYECON103A | Economizer with Barometric Relief (Downflow) [Ⓢ] [Ⓣ] [Ⓡ] [Ⓢ] [Ⓢ] | .50 | 2-3 | — | — | — |
| BAYECON104A | Economizer with Barometric Relief (Downflow) [Ⓢ] [Ⓣ] [Ⓡ] [Ⓢ] [Ⓢ] | .65 | 4-5 | — | — | — |
| BAYECON200A | Economizer (Horizontal) [Ⓢ] [Ⓣ] [Ⓡ] [Ⓢ] [Ⓢ] | | — | 2-3 | 2-3 | 2-3 |
| BAYECON201A | Economizer (Horizontal) [Ⓢ] [Ⓣ] [Ⓡ] [Ⓢ] [Ⓢ] | | — | 3½-5 | 3½-5 | 3½-5 |
| BAYENTH001A | Enthalpy Control Kit [Ⓢ] | 2 | ✓ | ✓ | ✓ | ✓ |
| BAYEXMK001A | Extreme Conditions Mounting Kit | | ✓ | ✓ | ✓ | ✓ |
| BAYEXMK002B | Extreme Conditions Mounting Kit | | ✓ | ✓ | ✓ | ✓ |
| BAYEXMK003A | Extreme Conditions Mounting Kit (Used on Slab Mounts) | | ✓ | ✓ | ✓ | ✓ |
| BAYFLTR101C | 1-2" Filter Frame [Ⓢ] -Requires one 18x25 filter (not included) | .6 | 2-3 | 2-3 | 3 | 2-3 |
| BAYFLTR201C | 1-2" Filter Frame [Ⓢ] [Ⓢ] -Requires one 18x20, and one 18x18 filters (not included) | .6 | 4-5 | 3½-5 | 3½-5 | 3½-5 |
| BAYLIFT002B | Lifting Lug Kit | .5 | ✓ | ✓ | ✓ | ✓ |
| BAYLOAM105A | Low Ambient Control Kit | .5 | ✓ | ✓ | ✓ | ✓ |
| BAYRLAY004A | Economizer Relay [Ⓢ] | .1 | — | ✓ | ✓ | ✓ |
| BAYRLAY006A | Economizer Relay [Ⓢ] | .1 | ✓ | — | — | — |
| BAYOSAC001B | Outside Air Control for V.S. Economizer [Ⓢ] | | 2,4,5 | — | — | 3-5 |
| BAYOSAH001A | Manual Fresh Air Damper [Ⓢ] | .6 | 2-3 | 2-3 | 3 | 2-3 |
| BAYOSAH002A | Manual Fresh Air Damper [Ⓢ] | .8 | 4,5 | 3½-5 | 3½-5 | 3½-5 |
| BAYQSTK300A | Start Kit (not factory installed) | | — | ✓ | ✓ | ✓ |
| BAYSQRD001B | 16" Round Duct Adapter [Ⓢ] | .5 | 2-3 | 2-3 | 2-3 | 2-3 |
| BAYSQRD002B | 18" Round Duct Adapter [Ⓢ] | .3 | 4-5 | 2-5 | 2-5 | 2-5 |
| BAYUTIL101B | Roof Curb Extension Kit | | 2-3 | 2-3 | 2-3 | 2-3 |
| BAYUTIL102B | Roof Curb Extension Kit | | 4,5 | 3½-5 | 3½-5 | 3½-5 |

- ① Relay required with economizer on all heat pump applications.
- ② Must use filter frame when economizer/fresh air kit is used.
- ③ Dry bulb control standard with economizer.
- ④ 2-Stage cooling control required when using economizer.
- ⑤ It is the responsibility of the installing dealer to properly size the ductwork for each specific application.
- ⑥ BAYCOVR112,118A will not cover BAYSQRD002B applications.
- ⑦ Does not contain barometric relief.
- ⑧ Max fresh air - 25%.
- ⑨ For non-continuous fan gas-heating applications, the damper opens only when the OD ambient is above 50° F.
- ⑩ It is the designer/engineer/installer's responsibility to review product specifications and technical literature to insure optimal performance and compliance to codes.
- ⑪ Temperature of mixed air entering the heat exchanger is monitored and fresh air intake may be reduced under certain conditions.
- ⑫ BAYACCDOR1A requires BAYFLTR101B & BAYACCDOR2A requires BAYFLTR201B. They are not backward compatible to BAYFLTR101/201A.
- ⑬ BAYOASH001/002 is not compatible with BAYACCDOR1A or BAYACCDOR2A.
- ⑭ When using a BAYACCDOR2A, two 18x20 filters are required.

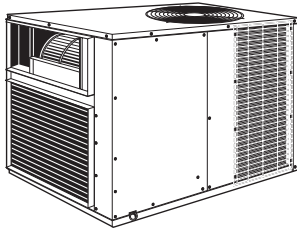
| EXISTING CURB | NEW UNIT 4WC**A | USE BAYADAP**A |
|----------------|-----------------|----------------|
| BAYCURB030,38A | 024-036 | 50 |
| BAYCURB030,38A | 042-060 | 52 |
| BAYCURB033A | 024-036 | 51 |
| BAYCURB033A | 042-060 | 53 |
| BAYCURB034A | 042-060 | 54 |

**For dimensional/outline drawings, please refer to Product Data.
For information on Roof Curbs, please refer to the Accessories/Information Tab.**

For complete equipment / combination selections, installation instructions and warranty information, please refer to Product Data/Ratings and/or Installers Guides and Limited Warranty Handbooks.


TRANE®
It's Hard To Stop A Trane.®

Packaged Heat Pump Over/Under 2-3.5 Tons


4WHC4

- Climatuff® compressor
- Over (supply) under (return) air
- Compressor internal overload protection
- Solenoid operated switchover valve
- Demand defrost control system
- Multi-speed direct drive blower motor
- High efficiency multi-speed ECM indoor motor on 4WHC4024-4036. 4WHC4042 models are variable speed.
- Weather resistant Powder Paint
- Copper tube, aluminum plate fin coils
- Top discharge condensing fan
- Factory installed wrap-around coil guard
- Top access to supplementary heater
- Pressure taps for refrigerant checks
- Polarized plug for easy field connection of low voltage to supplementary heaters
- Low ambient cooling to 55°F as manufactured
- Low ambient cooling to 0°F with accessory BAYLOAM011A
- All models are certified to UL 1995
- **10-year registered limited warranty on compressor, outdoor coil and all other functional parts (Residential Use)**
- **Optional extended warranties**

Table PK-10-A — XR14 – Over/Under Horizontal Packaged Heat Pump – R-410A

| Model No. | Capacity | SEER/EER | HSPF | Uncrated Dimensions(in.) H X D X W | Weight (lbs.) | MCA* | Max Fuse* | Sound Rating |
|----------------|---------------------|---------------------|------|---------------------------------------|---------------|------|-----------|--------------|
| 4WHC4024A1000B | 24,800 | 16/13.6 | 8.2 | 31 x 44 x 32 | 322 | 18.7 | 25 | 74 |
| 4WHC4030A1000B | 30,000 | 14/12 | 8 | 31 x 44 x 32 | 322 | 21.1 | 30 | 74 |
| 4WHC4036A1000B | 35,800 | 14/12 | 8 | 31 x 44 x 32 | 322 | 26.2 | 40 | 75 |
| 4WHC4042A1000B | 39,500 | 14/12 | 8 | 31 x 44 x 32 | 353 | 30.5 | 45 | 75 |
| Tons | Supply H x W | Return H x W | | | | | | |
| 2 – 3½ | 8¾ x 27¾ | 16¾ x 27¾ | | | | | | |

Dimensions are in inches. See Outline Dimensions.

* Information subject to change. Please confirm with current Product Data/Service Facts for current factory production. Compressor Types are: R1 = Reciprocating One Cylinder, R2 = Reciprocating Two Cylinder, S = Scroll

Table PK-10-B— Supplementary Heaters – Heater Matrix

| Model No.① | Power Supply | kW Ratings | Used With | Shipping Weight |
|-------------|--------------|----------------|-------------|-----------------|
| BAYHTRC106A | 208/240/1/60 | 4.33/5.76 kW | 4WHC4024-42 | 9 |
| BAYHTRC109A | 208/240/1/60 | 6.12/8.16 kW | 4WHC4036-42 | 10 |
| BAYHTRC111A | 208/240/1/60 | 7.98/10.56 kW | 4WHC4024-42 | 10 |
| BAYHTRC117A | 208/240/1/60 | 12.98/17.28 kW | 4WHC4030-42 | 23 |

Table PK-10-C — Accessories/Comfort Controls

| Model No. | Description | Used With | Shipping Weight |
|--------------|--|------------------|-----------------|
| BAYASCT001②③ | Anti-Short Cycle Timer | All 4WHC4 Models | 1 |
| BAYECMT003A | Extreme Conditions Mounting Kit (Slab or Rack Mount) | All 4WHC4 Models | 2 |
| BAYLOAM011A | Low Ambient Cooling Kit | All 4WHC4 Models | 5 |
| TAYASCT501A③ | 5 Minute Delay Relay | All 4WHC4 Models | 2 |
| TCONT402A | 3Heat/2Clg (Heat Pump/A/C) | All 4WHC4 Models | 1 |
| TCONT602A | 2Heat/2Clg (Heat Pump/A/C) | All 4WHC4 Models | 1 |
| TCONT802A | 3Heat/2Clg (Heat Pump/A/C) | All 4WHC4 Models | 1 |
| TCONT803A | 3Heat/2Clg (Heat Pump/A/C) w/Humidity Display | All 4WHC4 Models | 1 |

① Heaters must have an "A" in eleventh digit to work on 4WHC4 models.

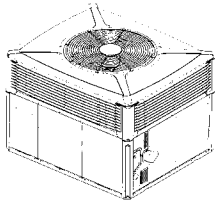
② Not for use with electronic thermostats.

③ Activated on Power Off.

**For dimensional/outline drawings, please refer to Product Data.
For information on Roof Curbs, please refer to the Accessories/Information Tab.**

For complete equipment / combination selections, installation instructions and warranty information, please refer to Product Data/Ratings and/or Installers Guides and Limited Warranty Handbooks.

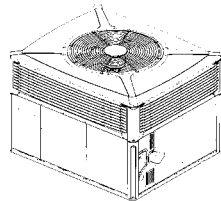
Packaged Gas/Electric Convertible 2-5 Tons



4YCZ6

Table PK-11-A — 4YCZ6 - XL16c - Convertible Packaged Gas/Electric - R-410A

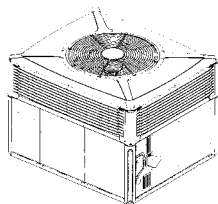
| Model Number | Cooling Capacity (BTUH) | Heating Capacity Output (1 Stg./2 Stg.) | SEER | EER High/Low | AFUE(%) | Shipping Weight | MCA | Max Fuse | Sound Rating | Uncrated Dimensions (in.) H x D x W |
|-----------------------------|-------------------------|---|-------|--------------|---------|-----------------|------|----------|--------------|-------------------------------------|
| 4YCZ6 – 208-230/1/60 | | | | | | | | | | |
| 4YCZ6024A1060A | 24,000 | 38,800/48,600 | 16.00 | 12.00/17.60 | 81.0 | 440 | 19.5 | 30 | 65 | 36 x 42 x 49 |
| 4YCZ6036C1070A | 35,600 | 45,000/57,000 | 16.60 | 12.00/13.60 | 81.0 | 488 | 24.2 | 35 | 70 | 38 x 42 x 49 |
| 4YCZ6036C1090A | 35,600 | 58,000/73,000 | 16.60 | 12.00/13.60 | 81.0 | 488 | 24.2 | 35 | 70 | 38 x 42 x 49 |
| 4YCZ6048C1090A | 48,000 | 58,000/73,000 | 16.00 | 12.00/13.48 | 81.0 | 659 | 34.1 | 50 | 71 | 42 x 45 x 59 |
| 4YCZ6048C1115A | 48,000 | 75,000/93,000 | 16.00 | 12.00/13.48 | 81.0 | 665 | 34.1 | 50 | 71 | 42 x 45 x 59 |
| 4YCZ6060C1115A | 57,500 | 75,000/93,000 | 15.10 | 11.40/12.64 | 81.0 | 676 | 44.4 | 60 | 73 | 42 x 45 x 59 |
| 4YCZ6 – 208-230/3/60 | | | | | | | | | | |
| 4YCZ6036A3075C | 35,600 | 45,000/60,000 | 16.60 | 12.00/13.60 | 80.0 | 488 | 19.7 | 30 | 70 | 38 x 42 x 49 |
| 4YCZ6036A3096C | 35,600 | 57,600/77,000 | 16.60 | 12.00/13.60 | 80.0 | 493 | 19.7 | 30 | 70 | 38 x 42 x 49 |
| 4YCZ6048A3096C | 48,000 | 57,600/77,000 | 16.00 | 12.00/13.48 | 80.0 | 659 | 25.2 | 35 | 71 | 42 x 45 x 59 |
| 4YCZ6048A3120C | 48,000 | 72,000/96,000 | 16.00 | 12.00/13.48 | 80.0 | 665 | 25.2 | 35 | 71 | 42 x 45 x 59 |
| 4YCZ6060A3120C | 57,500 | 72,000/96,000 | 15.10 | 11.40/12.65 | 80.0 | 676 | 28.6 | 40 | 73 | 42 x 45 x 59 |
| 4YCZ6 – 460/3/60 | | | | | | | | | | |
| 4YCZ6036A4075D | 35,600 | 45,000/60,000 | 16.60 | 12.00/13.60 | 79.0 | 488 | 11.9 | 15 | 70 | 38 x 42 x 49 |
| 4YCZ6036A4096D | 35,600 | 57,600/77,000 | 16.60 | 12.00/13.60 | 80.0 | 493 | 11.9 | 15 | 70 | 38 x 42 x 49 |
| 4YCZ6048A4096D | 48,000 | 57,600/77,000 | 16.00 | 12.00/13.48 | 80.0 | 659 | 15.3 | 20 | 71 | 42 x 45 x 59 |
| 4YCZ6048A4120D | 48,000 | 72,000/96,000 | 16.00 | 12.00/13.48 | 80.0 | 665 | 15.3 | 20 | 71 | 42 x 45 x 59 |
| 4YCZ6060A4120D | 57,500 | 72,000/96,000 | 15.10 | 11.40/12.65 | 80.0 | 676 | 17.2 | 20 | 73 | 42 x 45 x 59 |



4YCY5

Table PK-11-B — 4YCY5- XL15c - Convertible Packaged Gas/Electric - R-410A

| Model Number | Cooling Capacity (BTUH) | Heating Capacity Output (1 Stg./2 Stg.) | SEER/EER | AFUE(%) | Shipping Weight | MCA | Max Fuse | Sound Rating | Uncrated Dimensions (in.) H x D x W |
|-----------------------------|-------------------------|---|-------------|---------|-----------------|------|----------|--------------|-------------------------------------|
| 4YCY5 – 208-230/1/60 | | | | | | | | | |
| 4YCY5024A1060A | 23,800 | 48,000/60,000 | 15.00/12.00 | 81 | 425 | 18.4 | 25 | 65 | 36 x 42 x 49 |
| 4YCY5030A1070A | 28,400 | 56,000/70,000 | 15.00/12.00 | 81 | 455 | 21.2 | 30 | 70 | 36 x 42 x 49 |
| 4YCY5036A1070A | 36,000 | 56,000/70,000 | 15.00/12.00 | 81 | 460 | 23.8 | 35 | 69 | 38 x 42 x 49 |
| 4YCY5036A1090A | 36,000 | 72,000/90,000 | 15.00/12.00 | 81 | 465 | 23.8 | 35 | 69 | 38 x 42 x 49 |
| 4YCY5042A1090A | 41,000 | 72,000/90,000 | 15.00/12.00 | 81 | 593 | 28.6 | 45 | 71 | 38 x 45 x 59 |
| 4YCY5048A1090A | 48,000 | 72,000/90,000 | 15.00/12.00 | 81 | 616 | 34.2 | 50 | 71 | 38 x 45 x 59 |
| 4YCY5048A1115A | 48,000 | 90,000/115,000 | 15.00/12.00 | 81 | 622 | 34.2 | 50 | 71 | 38 x 45 x 59 |
| 4YCY5060A1115A | 57,500 | 92,000/115,000 | 15.00/11.40 | 81 | 633 | 44.4 | 60 | 73 | 42 x 45 x 59 |



**4YCY4
(3-phase only)**

Table PK-11-C — 4YCY4 - XL14c - Convertible Packaged Gas/Electric - R-410A

| Model Number | Cooling Capacity (BTUH) | Heating Capacity Output (1 Stg./2 Stg.) | SEER/EER | AFUE(%) | Shipping Weight | MCA | Max Fuse | Sound Rating | Uncrated Dimensions (in.) H x D x W |
|-----------------------------|-------------------------|---|-------------|---------|-----------------|------|----------|--------------|-------------------------------------|
| 4YCY4 – 208-230/3/60 | | | | | | | | | |
| 4YCY4036B3075A | 38,000 | 45,000/60,000 | 14.30/12.00 | 80.0 | 488 | 18.5 | 25 | 69 | 38 x 42 x 49 |
| 4YCY4036B3096A | 38,000 | 57,600/77,000 | 14.20/12.00 | 80.0 | 493 | 18.5 | 25 | 69 | 38 x 42 x 49 |
| 4YCY4048B3096A | 48,000 | 57,600/77,000 | 14.20/12.00 | 80.0 | 653 | 25.3 | 35 | 73 | 38 x 45 x 59 |
| 4YCY4048B3120A | 48,000 | 72,000/96,000 | 14.20/11.90 | 80.0 | 659 | 25.3 | 35 | 73 | 38 x 45 x 59 |
| 4YCY4060A3120B | 58,500 | 72,000/96,000 | 14.30/12.00 | 80.0 | 676 | 28.6 | 40 | 76 | 42 x 45 x 59 |

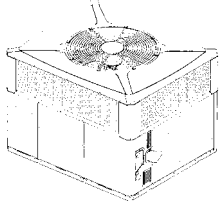
For dimensional/outline drawings, please refer to Product Data.

For information on Roof Curbs, please refer to the Accessories/Information Tab.


TRANE®

It's Hard To Stop A Trane.®

Packaged Gas/Electric Convertible 2-5 Tons

Table PK-12-A — 4YCC4 - XR14c - Convertible Packaged Gas/Electric - R-410A

4YCC4

| Model Number | Cooling Capacity (BTUH) | Heating Capacity Input/Output | SEER/EER | AFUE(%) | Shipping Weight | MCA | Max Fuse | Sound Rating | Uncrated Dimensions (in.) H x D x W |
|-----------------------------|-------------------------|-------------------------------|-------------|---------|-----------------|------|----------|--------------|--|
| 4YCC4 – 208-230/1/60 | | | | | | | | | |
| 4YCC4024A1060A | 24,600 | 60,000/49,000 | 14.00/12.00 | 81.0 | 481 | 19.1 | 30 | 67 | 36 x 42 x 49 |
| 4YCC4030A1070A | 28,200 | 70,000/57,000 | 14.00/12.00 | 81.0 | 481 | 22.6 | 35 | 69 | 36 x 42 x 49 |
| 4YCC4036A1070A | 37,000 | 70,000/57,000 | 14.00/12.00 | 81.0 | 488 | 24.5 | 40 | 69 | 38 x 42 x 49 |
| 4YCC4036A1090A | 37,000 | 90,000/73,000 | 14.00/12.00 | 81.0 | 493 | 24.5 | 40 | 69 | 38 x 42 x 49 |
| 4YCC4042A1060A | 40,500 | 60,000/49,000 | 14.00/12.00 | 81.0 | 653 | 28.5 | 45 | 75 | 36 x 45 x 59 |
| 4YCC4042A1090A | 40,500 | 90,000/73,000 | 14.00/12.00 | 81.0 | 653 | 28.5 | 45 | 75 | 36 x 45 x 59 |
| 4YCC4048A1070A | 46,500 | 70,000/57,000 | 14.00/11.50 | 81.0 | 645 | 32.0 | 50 | 73 | 40 x 45 x 59 |
| 4YCC4048A1090A | 46,500 | 90,000/73,000 | 14.00/11.50 | 81.0 | 653 | 32.0 | 50 | 73 | 40 x 45 x 59 |
| 4YCC4060A1090A | 58,000 | 90,000/73,000 | 14.00/11.50 | 81.0 | 678 | 39.1 | 60 | 73 | 40 x 45 x 59 |
| 4YCC4060A1115A | 58,000 | 115,000/93,000 | 14.00/11.50 | 81.0 | 684 | 39.1 | 60 | 73 | 40 x 45 x 59 |

For dimensional/outline drawings, please refer to Product Data.

For information on Roof Curbs, please refer to the Accessories/Information Tab.

For complete equipment / combination selections, installation instructions and warranty information, please refer to Product Data/Ratings and/or Installers Guides and Limited Warranty Handbooks.



Packaged Gas/Electric Convertible 2-5 Tons

Table PK-13-A — Features

| | 4YCZ6 2-5 | 4YCY5 2-5 | 4YCY4 2-5 | 4YCC4 2-5 |
|--|----------------------|----------------------|----------------------|----------------------|
| • SEER up to | 16.60 | 15.00 | 14.25 | 14.00 |
| • Exclusive Climatuff™ high efficiency compressor with internal overload protection | ✓ | ✓ | ✓ | ✓ |
| • Factory supplied charge | R-410A | R-410A | R-410A | R-410A |
| • Composite Vortica® indoor blower..... | ✓ | ✓ | ✓ | ✓ |
| • Direct drive, variable speed ECM blower motor** | ✓ | ✓ | ✓ | ✓ |
| • All aluminum Spine Fin™ outdoor coil | ✓ | ✓ | ✓ | ✓ |
| • Swept-blade outdoor fan for quiet operation | ✓ | ✓ | ✓ | ✓ |
| • Architecturally integrated louvers and corner guards..... | ✓ | ✓ | ✓ | ✓ |
| • Polyslate gray cabinet | ✓ | ✓ | ✓ | ✓ |
| • Stainless steel heat exchanger and burners..... | ✓ | ✓ | ✓ | ✓ |
| • Single stage cool..... | — | 2-3½ | ✓ | ✓ |
| • Single stage gas..... | — | — | — | ✓ |
| • 2-stage cooling..... | ✓ | 4, 5 | — | — |
| • 2-stage gas..... | ✓ | ✓ | ✓ | — |
| • Start kit - factory installed (single phase only) | — | — | — | ✓ |
| • High pressure cutout..... | ✓ | ✓ | ✓ | ✓ |
| • Low pressure cutout..... | ✓ | ✓ | ✓ | ✓ |
| • Liquid line drier - factory installed..... | ✓ | ✓ | ✓ | ✓ |
| • Non-bleed expansion valves on indoor coil..... | ✓ | ✓ | ✓ | ✓ |
| • Pressure taps, including liquid line taps, easily accessed and protected inside compressor compartment | ✓ | ✓ | ✓ | ✓ |
| • Right side electrical service access for high and low voltage connections..... | ✓ | ✓ | ✓ | ✓ |
| • Rugged steel basepan features deep drawn duct connections | ✓ | ✓ | ✓ | ✓ |
| • Steeply sloped composite drainpan | ✓ | ✓ | ✓ | 5 |
| • Ships in horizontal configuration and converts quickly for downflow | ✓ | ✓ | ✓ | 2-4 |
| • Copper tube, aluminum fin indoor coil..... | 3, 4, 5 | 3, 4, 5 | ✓ | 5 |
| • All aluminum indoor coil | 2 | 2, 2½, 3½ | — | 2-4 |
| • All models are certified to ANSI 221.47/CSA 2.3..... | ✓ | ✓ | ✓ | — |
| • 20-year heat exchanger, 12-year compressor, 10-year coils, & 10-year all other functional parts limited warranty (no registration required; Residential use)..... | ✓ | — | — | — |
| • 20-year heat exchanger, 10-year compressor, 10-year coils, & 10-year all other functional parts limited warranty (no registration required; Residential use)..... | — | ✓ | ✓ | ✓ |
| • Extended warranties available..... | ✓ | ✓ | ✓ | ✓ |

**Constant airflow ECM (electronically commutated motor).

**For dimensional/outline drawings, please refer to Product Data.
For information on Roof Curbs, please refer to the Accessories/Information Tab.**

For complete equipment / combination selections, installation instructions and warranty information, please refer to Product Data/Ratings and/or Installers Guides and Limited Warranty Handbooks.



Packaged Gas/Electric Convertible 2-5 Tons

Table PK-14-A — Accessories

| Model Number | Description | Shipping Weight | 4YCZ6 2-5 | 4YCY5 2-5 | 4YCY4 3-5 | 4YCC4 2-5 |
|--------------|--|-----------------|--------------|--------------|--------------|--------------|
| BAYACCDOR1A | Hinged Filter Access Door ^② | | 2-3 | 2-3 | 2-3 | 2-3 |
| BAYACCDOR2A | Hinged Filter Access Door ^② | | 3½-5 | 3½-5 | 3½-5 | 3½-5 |
| BAYACCEADP1A | Adaptor Kit for Installation of CleanEffects™ and 5" Media Filter (Horizontal) ^⑩ | 10 | 2-3 | 2-3 | 3 | 2-3 |
| BAYCURB051A | Adaptor Kit for Installation of CleanEffects™ and 5" Media Filter (Horizontal) ^⑩ | 12 | 3½-5 | 3½-5 | 3½-5 | 3½-5 |
| BAYADAP050A | Adapter Curb (Cabinet A/B) | | 2-3 | 2-3 | 2-3 | 2-3 |
| BAYADAP051A | Adapter Curb (Cabinet C) | | 2-3 | 2-3 | 2-3 | 2-3 |
| BAYADAP052A | Adapter Curb (Cabinet A/B) | | 4-5 | 3½-5 | 3½-5 | 3½-5 |
| BAYADAP053A | Adapter Curb (Cabinet C) | | 4-5 | 3½-5 | 3½-5 | 3½-5 |
| BAYADAP054A | Adapter Curb (Cabinet D) | | 4-5 | 3½-5 | 3½-5 | 3½-5 |
| BAYASCT001 | Anti-Short Cycle Timer ^④ | | ✓ | — | ✓ | ✓ |
| BAYCCHT102A | Crankcase Heater (230v) (Scroll) | | | 3½-5 | | 3½-5 |
| BAYCCHT103A | Crankcase Heater (230V) (Scroll) | | 2-3 | 2-3 | 3 | 2-3 |
| BAYCCHT404B | Crankcase Heater (460v) (Scroll) | | 4-5 | — | — | — |
| BAYCCHT405A | Crankcase Heater (460v) (Scroll) | | 3 | — | — | — |
| BAYCOVR112A | 12" Duct Shroud (Covers Horizontal Ducts) ^⑥ | | 2-5 | 2-5 | 2-5 | 2-5 |
| BAYCOVR118A | 18" Duct Shroud (Covers Horizontal Ducts) ^⑥ | | 2-5 | 2-5 | 2-5 | 2-5 |
| BAYCURB050A | Flat Roof Full Perimeter Curb (Insulated) | 74 | 3 | 2-3 | 2-3 | 2-3 |
| BAYCURB051A | Flat Roof Full Perimeter Curb (Insulated) | 74 | 4-5 | 3½-5 | 3½-5 | 3½-5 |
| BAYDMPR101A | Motorized Fresh Air Damper ^{⑦⑧⑨⑩} | | 2-3 | 2-3 | 2-3 | 2-3 |
| BAYDMPR102A | Motorized Fresh Air Damper ^{⑦⑧⑨⑩} | | 4-5 | 3½-5 | 3½-5 | 3½-5 |
| BAYECON101A | Economizer with Barometric Relief (Downflow) ^{①②③④⑤⑥⑩} | 50 | — | 2-3 | 2-3 | 2-3 |
| BAYECON102A | Economizer with Barometric Relief (Downflow) ^{①②③④⑤⑥⑩} | 65 | — | 3½ | 3½-5 | ½-5 |
| BAYECON103A | Economizer with Barometric Relief (Downflow) ^{①②③④⑤⑥⑩} | | 2-3 | — | — | — |
| BAYECON104A | Economizer with Barometric Relief (Downflow) ^{①②③④⑤⑥⑩} | | 4-5 | 4-5 | — | — |
| BAYECON200A | Economizer (Horizontal) ^{①②③⑦} | 85 | — | 2-3 | 2-3 | 2-3 |
| BAYECON201A | Economizer (Horizontal) ^{①②③⑦} | 85 | — | 3½ | 3½-5 | 3½-5 |
| BAYECON203A | Economizer (Horizontal) ^{①②③⑦} | | 2-3 | — | — | — |
| BAYECON204A | Economizer (Horizontal) ^{①②③⑦} | | 4-5 | 4-5 | — | — |
| BAYENTH001A | Enthalpy Control Kit ^② | 2 | ✓ | ✓ | ✓ | ✓ |
| BAYEXMK001A | Extreme Conditions Mounting Kit (Used on BAYCURB & BAYADAP) | | ✓ | ✓ | ✓ | ✓ |
| BAYEXMK002B | Extreme Conditions Mounting Kit (Used on BAYUTIL) | | ✓ | ✓ | ✓ | ✓ |
| BAYEXMK003A | Extreme Conditions Mounting Kit (Used on Slab Mounts) | | ✓ | ✓ | ✓ | ✓ |
| BAYFLTR101C | 1-2" Filter Frame ^⑭ -Requires one 18x25 filter (not included) | 6 | 2-3 | 2-3 | 2-3 | 2-3 |
| BAYFLTR201C | 1-2" Filter Frame ^⑭ -Requires one 18x20, and one 18x18 filter (not inc) | 6 | 4-5 | 3½-5 | 3½-5 | 3½-5 |
| BAYLIFT002B | Lifting Lug Kit | 5 | ✓ | ✓ | ✓ | ✓ |
| BAYLOAM105A | Low Ambient Control Kit | 5 | ✓ | ✓ | ✓ | ✓ |
| BAYLPKT100A | LP Conversion Kit | | 115K | 115K | 115K | 115K |
| BAYLPKT101A | LP Conversion Kit | | 60K,90K | 60K, 90K | 60K,90K | 60K, 90K |
| BAYLPKT102A | LP Conversion Kit | | 70K | 70K | 70K | 70K |
| BAYOSAC001B | Outside Air Control for V.S. Economizer ^⑩ | | 3,4,5 | 4-5 | — | — |
| BAYOSAH001A | Manual Fresh Air Damper ^① | 6 | 2-3 | 2-3 | 2-3 | 2-3 |
| BAYOSAH002A | Manual Fresh Air Damper ^① | 8 | 4-5 | 3½-5 | 3½-5 | 3½-5 |
| BAYQSTK301A | Start Kit (not factory installed) | | ✓ | ✓ | — | ✓ |
| BAYSQRD001B | 16" Round Duct Adapter ^⑤ | 5 | 2-3 | 2-3 | 2-3 | 2-3 |
| BAYSQRD002B | 18" Round Duct Adapter ^⑤ | 3 | 4-5 | 2-5 | 2-5 | 2-5 |
| BAYUTIL101B | Roof Curb Utility Extension Kit | | 2-3 | 2-3 | 2-3 | 2-3 |
| BAYUTIL102B | Roof Curb Utility Extension Kit | | 4-5 | 3½-5 | 3½-5 | 3½-5 |

- ① Must use filter frame when economizer/fresh air kit is used.
- ② Dry bulb control standard with economizer.
- ③ 2-Stage cooling control required when using economizer.
- ④ Do not use with electronic thermostats.
- ⑤ It is the responsibility of the installing dealer to properly size the ductwork for each specific application.
- ⑥ BAYCOVR112,118A will not cover BAYSQRD002B applications.
- ⑦ Does not contain barometric relief.
- ⑧ Max fresh air - 25%.
- ⑨ For non-continuous fan gas-heating applications, the damper opens only when the OD ambient is above 50° F.
- ⑩ It is the designer/engineer/installer's responsibility to review product specifications and technical literature to insure optimal performance and compliance to codes.
- ⑪ Temperature of mixed air entering the heat exchanger is monitored and fresh air intake may be reduced under certain conditions.
- ⑫ BAYACCDOR1A requires BAYFLTR101B & BAYACCDOR2A requires BAYFLTR201B. They are not backward compatible to BAYFLTR101/201A.
- ⑬ BAYOASH001/002 is not compatible with BAYACCDOR1A or BAYACCDOR2A
- ⑭ When using a BAYACCDOR2A, two 18x20 filters are required.

| EXISTING CURB | NEW UNIT 4YC**A | USE BAYADAP**A |
|----------------|-----------------|----------------|
| BAYCURB030,38A | 024-036 | 50 |
| BAYCURB030,38A | 042-060 | 52 |
| BAYCURB033A | 024-036 | 51 |
| BAYCURB033A | 042-060 | 53 |
| BAYCURB034A | 042-060 | 54 |

**For dimensional/outline drawings, please refer to Product Data.
For information on Roof Curbs, please refer to the Accessories/Information Tab.**

For complete equipment / combination selections, installation instructions and warranty information, please refer to Product Data/Ratings and/or Installers Guides and Limited Warranty Handbooks.



Single Power Entry Kits Packaged Convertible 2-5 Tons

| | SINGLE POWER ENTRY KIT | HEATER | 4TCC4 | 4TCY5 | 4WCC4 | 4WCY5 | 4WCZ6 |
|-------------------------|------------------------|------------|-------|-------|-------|-------|-------|
| SINGLE PHASE (208-240v) | BAYSPEK060 | BAYHTRV105 | 2-4 | 2-5 | 2-3 | 2-3½ | 2-3 |
| | | BAYHTRV108 | 2-4 | 2-5 | 2 | — | — |
| | | BAYHTRV110 | 2-4 | 2-3 | — | — | — |
| | BAYSPEK062 | BAYHTRV105 | 5 | — | 3½-5 | 4-5 | 4-5 |
| | | BAYHTRV108 | 5 | — | 2½-5 | 2-5 | 2-5 |
| | | BAYHTRV110 | 5 | 3½-5 | 2-5 | 2-5 | 2-5 |
| | BAYSPEK063 | BAYHTRV115 | 2½-5 | 2½-5 | 2½-5 | 2½-5 | 3-5 |
| | | BAYHTRV120 | 4-5 | 3½-5 | 3½-5 | 3½-5 | 4-5 |

| | SINGLE POWER ENTRY KIT | HEATER | 4TCC3 | 4TCX3 | 4TCY4 | 4WCC3 | 4WCX3 | 4WCY4 | 4WCZ6 |
|--------------------|------------------------|------------|-------|-------|-------|-------|-------|-------|-------|
| 3 PHASE (208/240v) | BAYSPEK064 | BAYHTRV315 | — | — | — | 3-5 | 3-5 | 3-5 | 3-5 |
| | | BAYHTRV320 | 4-5 | 4-5 | 4-5 | 4-5 | 4-5 | 4-5 | 4-5 |
| | BAYSPEK065 | BAYHTRV310 | — | — | — | 5 | 5 | 5 | 5 |
| | BAYSPEK061 | BAYHTRV305 | 3-5 | 3-5 | 3-5 | 3-5 | 3-5 | 3-5 | 3-5 |
| | | BAYHTRV308 | 3-5 | 3-5 | 3-5 | 3-5 | 3-5 | 3-5 | 3-5 |
| | | BAYHTRV310 | 3-5 | 3-5 | 3-5 | 3-4 | 3-4 | 3-4 | 3-4 |
| | | BAYHTRV315 | 3-5 | 3-5 | 3-5 | — | — | — | — |
| 3 PHASE (460v) | BAYSPEK061 | BAYHTRV405 | 3-5 | 3-5 | — | 3-5 | 3-5 | — | 3-5 |
| | | BAYHTRV408 | 3-5 | 3-5 | — | 3-5 | 3-5 | — | 3-5 |
| | | BAYHTRV410 | 3-5 | 3-5 | — | 3-5 | 3-5 | — | 3-5 |
| | | BAYHTRV415 | 3-5 | 3-5 | — | 3-5 | 3-5 | — | 3-5 |
| | | BAYHTRV420 | 4-5 | 4-5 | — | 4-5 | 4-5 | — | 4-5 |

**For dimensional/outline drawings, please refer to Product Data.
For information on Roof Curbs, please refer to the Accessories/Information Tab.**

For complete equipment / combination selections, installation instructions and warranty information, please refer to Product Data/Ratings and/or Installers Guides and Limited Warranty Handbooks.


TRANE®

It's Hard To Stop A Trane.®

Supplemental Heater Table Packaged Convertible 2-5 Tons

| | BAYHTRV105 3.76/5.0 kW | BAYHTRV108 6.0/8.0 kW | BAYHTRV110 7.50/10.0 kW | BAYHTRV115 11.27/15.0 kW | BAYHTRV120 15.00/20.0 kW | BAYHTRV125 18.78/25.0 kW |
|------------|---------------------------|--------------------------|----------------------------|-----------------------------|-----------------------------|-----------------------------|
| 4TCY5024A1 | Y | Y | Y | -- | -- | -- |
| 4TCY5030A1 | Y | Y | Y | Y | -- | -- |
| 4TCY5036A1 | Y | Y | Y | Y | -- | -- |
| 4TCY5042A1 | Y | Y | Y | Y | Y | Y |
| 4TCY5048A1 | Y | Y | Y | Y | Y | Y |
| 4TCY5060A1 | Y | Y | Y | Y | Y | Y |
| 4TCC4024A1 | Y | Y | Y | -- | -- | -- |
| 4TCC4030A1 | Y | Y | Y | Y | -- | -- |
| 4TCC4036A1 | Y | Y | Y | Y | -- | -- |
| 4TCC4042A1 | Y | Y | Y | Y | -- | -- |
| 4TCC4048A1 | Y | Y | Y | Y | Y | -- |
| 4TCC4060A1 | Y | Y | Y | Y | Y | Y |
| 4WCZ6024A1 | Y | Y | Y | -- | -- | -- |
| 4WCZ6036B1 | Y | Y | Y | Y | -- | -- |
| 4WCZ6048B1 | Y | Y | Y | Y | Y | Y |
| 4WCZ6060B1 | Y | Y | Y | Y | Y | Y |
| 4WCY5024A1 | Y | Y | Y | -- | -- | -- |
| 4WCY5030A1 | Y | Y | Y | Y | -- | -- |
| 4WCY5036A1 | Y | Y | Y | Y | -- | -- |
| 4WCY5042A1 | Y | Y | Y | Y | Y | Y |
| 4WCY5048A1 | Y | Y | Y | Y | Y | Y |
| 4WCY5060A1 | Y | Y | Y | Y | Y | Y |
| 4WCC4024A1 | Y | Y | Y | -- | -- | -- |
| 4WCC4030A1 | Y | Y | Y | Y | -- | -- |
| 4WCC4036A1 | Y | Y | Y | Y | -- | -- |
| 4WCC4042A1 | Y | Y | Y | Y | -- | -- |
| 4WCC4048A1 | Y | Y | Y | Y | Y | -- |
| 4WCC4060A1 | Y | Y | Y | Y | Y | Y |

For dimensional/outline drawings, please refer to Product Data.

For information on Roof Curbs, please refer to the Accessories/Information Tab.

For complete equipment / combination selections, installation instructions and warranty information, please refer to Product Data/Ratings and/or Installers Guides and Limited Warranty Handbooks.



Supplemental Heater Table Packaged Convertible 2-5 Tons

| | BAYHTRV305 3.76/5.0 kW (3PH) | BAYHTRV308 6.0/8.0 kW (3PH) | BAYHTRV310 7.50/10.0 kW (1PH) | BAYHTRV315 11.27/15.0 kW (3PH) | BAYHTRV320 15.0/20.0 kW (3PH) | BAYHTRV325 18.78/25.0 kW (3PH) |
|------------|---------------------------------|----------------------------------|----------------------------------|-----------------------------------|-----------------------------------|-----------------------------------|
| 4TCY4036B3 | Y | Y | Y | Y | -- | -- |
| 4TCY4048B3 | Y | Y | Y | Y | Y | Y |
| 4TCY4060B3 | Y | Y | Y | Y | Y | Y |
| 4TCX3036A3 | Y | Y | Y | Y | -- | -- |
| 4TCX3048A3 | Y | Y | Y | Y | Y | -- |
| 4TCX3060A3 | Y | Y | Y | Y | Y | Y |
| 4TCC3036A3 | Y | Y | Y | Y | -- | -- |
| 4TCC3048A3 | Y | Y | Y | Y | Y | -- |
| 4TCC3060A3 | Y | Y | Y | Y | Y | Y |
| 4WCZ6036B3 | Y | Y | Y | Y | -- | -- |
| 4WCZ6048B3 | Y | Y | Y | Y | Y | Y |
| 4WCZ6060B3 | Y | Y | Y | Y | Y | Y |
| 4WCY4036A3 | Y | Y | Y | Y | -- | -- |
| 4WCY4048A3 | Y | Y | Y | Y | Y | -- |
| 4WCY4060B3 | Y | Y | Y | Y | Y | -- |
| 4WCX3036A3 | Y | Y | Y | Y | -- | -- |
| 4WCX3048A3 | Y | Y | Y | Y | Y | -- |
| 4WCX3060A3 | Y | Y | Y | Y | Y | Y |
| 4WCC3036A3 | Y | Y | Y | Y | -- | -- |
| 4WCC3048A3 | Y | Y | Y | Y | Y | -- |
| 4WCC3060A3 | Y | Y | Y | Y | Y | Y |
| | BAYHTRV405 5.0 kW (3PH) | BAYHTRV408 8.0 kW (480V 3 PH) | BAYHTRV410 10.0 kW (3PH) | BAYHTRV415 15.0 kW (480V 3 PH) | BAYHTRV420 20.0 kW (480V 3 PH) | BAYHTRV425 25.0 kW (480V 3 PH) |
| 4TCX3036A4 | Y | Y | Y | Y | -- | -- |
| 4TCX3048A4 | Y | Y | Y | Y | Y | -- |
| 4TCX3060A4 | Y | Y | Y | Y | Y | Y |
| 4TCC3036A4 | Y | Y | Y | Y | -- | -- |
| 4TCC3048A4 | Y | Y | Y | Y | Y | -- |
| 4TCC3060A4 | Y | Y | Y | Y | Y | Y |
| 4WCZ6036B4 | Y | Y | Y | Y | -- | -- |
| 4WCZ6048B4 | Y | Y | Y | Y | Y | -- |
| 4WCZ6060B4 | Y | Y | Y | Y | Y | -- |
| 4WCX3036A4 | Y | Y | Y | Y | -- | -- |
| 4WCX3048A4 | Y | Y | Y | Y | Y | -- |
| 4WCX3060A4 | Y | Y | Y | Y | Y | Y |
| 4WCC3036A4 | Y | Y | Y | Y | -- | -- |
| 4WCC3048A4 | Y | Y | Y | Y | Y | -- |
| 4WCC3060A4 | Y | Y | Y | Y | Y | Y |

For dimensional/outline drawings, please refer to Product Data.

For information on Roof Curbs, please refer to the Accessories/Information Tab.

For complete equipment / combination selections, installation instructions and warranty information, please refer to Product Data/Ratings and/or Installers Guides and Limited Warranty Handbooks.

