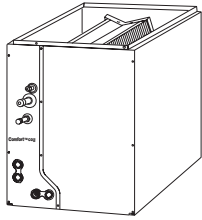


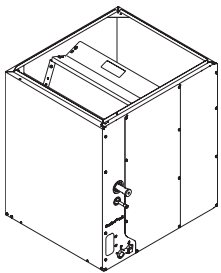
# Split System – Cased Heat Pump and Cooling Coils



**4TXC  
Comfort™ Coil**

**Table COIL-1-A — Aluminum High Efficiency Staged System Cased Convertible Coils (Upflow/ Downflow/ Horizontal Left or Right) R-410A Refrigerant**

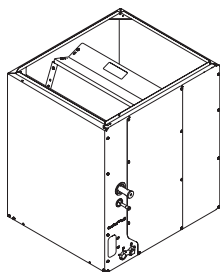
| Model Number   | Cooling Capacity Range (Tons) | Coil Type | Refrigerant Control | Outlet Dim. (in.) W/H x D                                       | OverallDim. (in.) H x W x D | Shipping Weight (lbs.) | Line Size OD Gas | OD Liq. |
|----------------|-------------------------------|-----------|---------------------|-----------------------------------------------------------------|-----------------------------|------------------------|------------------|---------|
| 4TXCA002DS3HCA | 1.5 - 2.0                     | A         | TXVNB①              | 12 <sup>3</sup> / <sub>4</sub> x 19 <sup>3</sup> / <sub>8</sub> | 17.5 x 14.5 x 21.5          | 42                     | 3/4              | 3/8     |
| 4TXCA032DS3HCA | 1.5 - 3.0                     | A         | TXVNB①              | 12 <sup>3</sup> / <sub>4</sub> x 19 <sup>3</sup> / <sub>8</sub> | 22.5 x 14.5 x 21.5          | 46                     | 3/4              | 3/8     |
| 4TXCB003DS3HCA | 1.5 - 3.0                     | A         | TXVNB①              | 15 <sup>3</sup> / <sub>4</sub> x 19 <sup>3</sup> / <sub>8</sub> | 17.5 x 17.5 x 21.5          | 50                     | 3/4              | 3/8     |
| 4TXCB004DS3HCA | 2.0 - 3.5                     | A         | TXVNB①              | 15 <sup>3</sup> / <sub>4</sub> x 19 <sup>3</sup> / <sub>8</sub> | 22.5 x 17.5 x 21.5          | 58                     | 7/8              | 3/8     |
| 4TXCC005DS3HCA | 2.0 - 4.0                     | A         | TXVNB①              | 19 <sup>1</sup> / <sub>4</sub> x 19 <sup>3</sup> / <sub>8</sub> | 22.5 x 21 x 21.5            | 60                     | 7/8              | 3/8     |
| 4TXCB006DS3HCA | 2.0 - 4.0                     | A         | TXVNB①              | 15 <sup>3</sup> / <sub>4</sub> x 19 <sup>3</sup> / <sub>8</sub> | 26.9 x 17.5 x 21.5          | 65                     | 7/8              | 3/8     |
| 4TXCC007DS3HCA | 3.0 - 5.0                     | A         | TXVNB①              | 19 <sup>1</sup> / <sub>4</sub> x 19 <sup>3</sup> / <sub>8</sub> | 26.9 x 21 x 21.5            | 69                     | 7/8              | 3/8     |
| 4TXCD008DS3HCA | 3.0 - 5.0                     | A         | TXVNB①              | 22 <sup>3</sup> / <sub>4</sub> x 19 <sup>3</sup> / <sub>8</sub> | 26.9 x 24.5 x 21.5          | 72                     | 7/8              | 3/8     |
| 4TXCC009DS3HCA | 3.5 - 5.0                     | A         | TXVNB①              | 19 <sup>1</sup> / <sub>4</sub> x 19 <sup>3</sup> / <sub>8</sub> | 30.7 x 21 x 21.5            | 78                     | 7/8              | 3/8     |
| 4TXCD010DS3HCA | 3.5 - 5.0                     | A         | TXVNB①              | 22 <sup>3</sup> / <sub>4</sub> x 19 <sup>3</sup> / <sub>8</sub> | 30.7 x 24.5 x 21.5          | 81                     | 7/8              | 3/8     |



**4PXC-U  
Comfort™ Coil**

**Table COIL-1-B — Aluminum High Efficiency Staged System Cased Upflow/Downflow Coils R-410A Refrigerant, Convertible to Horizontal Left or Horizontal Right with kit**

| Model Number   | Cooling Capacity Range (Tons) | Coil Type | Refrigerant Control | Outlet Dim. (in.) W/H x D                                       | OverallDim. (in.) H x W x D | Shipping Weight (lbs.) | Line Size OD Gas | OD Liq. |
|----------------|-------------------------------|-----------|---------------------|-----------------------------------------------------------------|-----------------------------|------------------------|------------------|---------|
| 4PXCAU24BS3HAA | 1.5 - 2.0                     | A         | TXVNB①              | 12 <sup>3</sup> / <sub>4</sub> x 19 <sup>3</sup> / <sub>8</sub> | 17.5 x 14.5 x 21.5          | 39                     | 3/4              | 3/8     |
| 4PXCBU24BS3HAA | 1.5 - 2.0                     | A         | TXVNB①              | 15 <sup>3</sup> / <sub>4</sub> x 19 <sup>3</sup> / <sub>8</sub> | 17.5 x 17.5 x 21.5          | 42                     | 3/4              | 3/8     |
| 4PXCAU32BS3HAA | 1.5 - 3.0                     | A         | TXVNB①              | 12 <sup>3</sup> / <sub>4</sub> x 19 <sup>3</sup> / <sub>8</sub> | 22.5 x 14.5 x 21.5          | 43                     | 3/4              | 3/8     |
| 4PXCBU30BS3HAA | 1.5 - 3.0                     | A         | TXVNB①              | 15 <sup>3</sup> / <sub>4</sub> x 19 <sup>3</sup> / <sub>8</sub> | 17.5 x 17.5 x 21.5          | 47                     | 3/4              | 3/8     |
| 4PXCCU30BS3HAA | 1.5 - 3.0                     | A         | TXVNB①              | 19 <sup>1</sup> / <sub>4</sub> x 19 <sup>3</sup> / <sub>8</sub> | 17.5 x 21 x 21.5            | 49                     | 3/4              | 3/8     |
| 4PXCBU36BS3HAA | 2.0 - 3.5                     | A         | TXVNB①              | 15 <sup>3</sup> / <sub>4</sub> x 19 <sup>3</sup> / <sub>8</sub> | 22.5 x 17.5 x 21.5          | 54                     | 7/8              | 3/8     |
| 4PXCCU36BS3HAA | 2.0 - 4.0                     | A         | TXVNB①              | 19 <sup>1</sup> / <sub>4</sub> x 19 <sup>3</sup> / <sub>8</sub> | 22.5 x 21 x 21.5            | 56                     | 7/8              | 3/8     |
| 4PXCBU42BS3HAA | 2.0 - 3.5                     | A         | TXVNB①              | 15 <sup>3</sup> / <sub>4</sub> x 19 <sup>3</sup> / <sub>8</sub> | 26.9 x 17.5 x 21.5          | 61                     | 7/8              | 3/8     |
| 4PXCCU42BS3HAA | 2.5 - 3.5                     | A         | TXVNB①              | 19 <sup>1</sup> / <sub>4</sub> x 19 <sup>3</sup> / <sub>8</sub> | 26.9 x 21 x 21.5            | 64                     | 7/8              | 3/8     |
| 4PXCBU48BS3HAA | 2.0 - 4.0                     | A         | TXVNB①              | 15 <sup>3</sup> / <sub>4</sub> x 19 <sup>3</sup> / <sub>8</sub> | 26.9 x 17.5 x 21.5          | 61                     | 7/8              | 3/8     |
| 4PXCCU48BS3HAA | 3.0 - 5.0                     | A         | TXVNB①              | 19 <sup>1</sup> / <sub>4</sub> x 19 <sup>3</sup> / <sub>8</sub> | 26.9 x 21 x 21.5            | 64                     | 7/8              | 3/8     |
| 4PXCDU48BS3HAA | 3.0 - 5.0                     | A         | TXVNB①              | 22 <sup>3</sup> / <sub>4</sub> x 19 <sup>3</sup> / <sub>8</sub> | 26.9 x 24.5 x 21.5          | 68                     | 7/8              | 3/8     |
| 4PXCCU60BS3HAA | 3.5 - 5.0                     | A         | TXVNB①              | 19 <sup>1</sup> / <sub>4</sub> x 19 <sup>3</sup> / <sub>8</sub> | 30.7 x 21 x 21.5            | 73                     | 7/8              | 3/8     |
| 4PXCDU60BS3HAA | 3.5 - 5.0                     | A         | TXVNB①              | 22 <sup>3</sup> / <sub>4</sub> x 19 <sup>3</sup> / <sub>8</sub> | 30.7 x 24.5 x 21.5          | 77                     | 7/8              | 3/8     |



**4PXC-D  
Comfort™ Coil**

**Table COIL-1-C — Aluminum High Efficiency Staged System Cased Downflow Coils R-410A Refrigerant, Convertible to Horizontal Right with kit**

| Model Number   | Cooling Capacity Range (Tons) | Coil Type | Refrigerant Control | Outlet Dim. (in.) W/H x D                                       | OverallDim. (in.) H x W x D | Shipping Weight (lbs.) | Line Size OD Gas | OD Liq. |
|----------------|-------------------------------|-----------|---------------------|-----------------------------------------------------------------|-----------------------------|------------------------|------------------|---------|
| 4PXCBD30BS3HDA | 1.5 - 3.0                     | A         | TXVNB①              | 15 <sup>3</sup> / <sub>4</sub> x 19 <sup>3</sup> / <sub>8</sub> | 17.5 x 17.5 x 21.5          | 47                     | 3/4              | 3/8     |
| 4PXCBD36BS3HDA | 2.0 - 3.5                     | A         | TXVNB①              | 15 <sup>3</sup> / <sub>4</sub> x 19 <sup>3</sup> / <sub>8</sub> | 22.5 x 17.5 x 21.5          | 54                     | 7/8              | 3/8     |
| 4PXCBD42BS3HDA | 2.0 - 3.5                     | A         | TXVNB①              | 15 <sup>3</sup> / <sub>4</sub> x 19 <sup>3</sup> / <sub>8</sub> | 26.9 x 17.5 x 21.5          | 61                     | 7/8              | 3/8     |
| 4PXCCD42BS3HDA | 2.5 - 3.5                     | A         | TXVNB①              | 19 <sup>1</sup> / <sub>4</sub> x 19 <sup>3</sup> / <sub>8</sub> | 26.9 x 21 x 21.5            | 64                     | 7/8              | 3/8     |
| 4PXCCD60BS3HDA | 3.5 - 5.0                     | A         | TXVNB①              | 19 <sup>1</sup> / <sub>4</sub> x 19 <sup>3</sup> / <sub>8</sub> | 30.7 x 21 x 21.5            | 73                     | 7/8              | 3/8     |
| 4PXCCD60BS3HDA | 3.5 - 5.0                     | A         | TXVNB①              | 22 <sup>3</sup> / <sub>4</sub> x 19 <sup>3</sup> / <sub>8</sub> | 30.7 x 24.5 x 21.5          | 77                     | 7/8              | 3/8     |

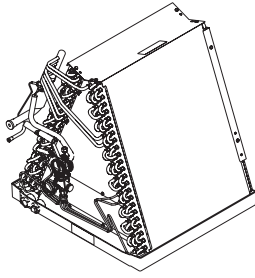
① Start Kit may be required on outdoor unit.



It's Hard To Stop A Trane.®

# Split System – Uncased Heat Pump and Cooling Coils

Coils



**4PXA Comfort™ Coil**

**Table COIL-2-A — Aluminum Uncased Upflow Coils R-410A Refrigerant**

| Model Number    | Cooling Capacity Range (Tons) | Coil Type | Refrigerant Control | Overall Dim. (in.)<br>H x W x D | Shipping Weight (lbs.) | Line Size |         |
|-----------------|-------------------------------|-----------|---------------------|---------------------------------|------------------------|-----------|---------|
|                 |                               |           |                     |                                 |                        | OD Gas    | OD Liq. |
| 4PXA AU24BS3HAA | 1.5 - 2.0                     | A         | TXVNB①              | 14.7 x 13.3 x 21.1              | 24                     | 3/4       | 3/8     |
| 4PXABU24BS3HAA  | 1.5 - 2.0                     | A         | TXVNB①              | 14.5 x 16.3 x 21.1              | 24                     | 3/4       | 3/8     |
| 4PXABU30BS3HAA  | 1.5 - 3.0                     | A         | TXVNB①              | 15.8 x 16.3 x 21.1              | 32                     | 3/4       | 3/8     |
| 4PXACU30BS3HAA  | 1.5 - 3.0                     | A         | TXVNB①              | 15.8 x 19.8 x 21.1              | 32                     | 3/4       | 3/8     |
| 4PXABU36BS3HAA  | 2.0 - 3.5                     | A         | TXVNB①              | 21.2 x 16.3 x 21.1              | 33                     | 7/8       | 3/8     |
| 4PXACU36BS3HAA  | 2.0 - 4.0                     | A         | TXVNB①              | 20.8 x 19.8 x 21.1              | 32                     | 7/8       | 3/8     |
| 4PXABU42BS3HAA  | 2.0 - 3.5                     | A         | TXVNB①              | 23.8 x 16.3 x 21.1              | 33                     | 7/8       | 3/8     |
| 4PXACU42BS3HAA  | 2.5 - 3.5                     | A         | TXVNB①              | 23.7 x 19.8 x 21.1              | 38                     | 7/8       | 3/8     |
| 4PXABU48BS3HAA  | 2.0 - 4.0                     | A         | TXVNB①              | 25.3 x 16.3 x 21.1              | 36                     | 7/8       | 3/8     |
| 4PXACU48BS3HAA  | 3.0 - 5.0                     | A         | TXVNB①              | 24.9 x 19.8 x 21.1              | 38                     | 7/8       | 3/8     |
| 4PXADU48BS3HAA  | 3.0 - 5.0                     | A         | TXVNB①              | 24.5 x 23.3 x 21.1              | 39                     | 7/8       | 3/8     |
| 4PXACU60BS3HAA  | 3.5 - 5.0                     | A         | TXVNB①              | 29.2 x 19.8 x 21.1              | 44                     | 7/8       | 3/8     |
| 4PXADU60BS3HAA  | 3.5 - 5.0                     | A         | TXVNB①              | 28.5 x 23.3 x 21.1              | 45                     | 7/8       | 3/8     |

① Start Kit may be required on outdoor unit.

**Table COIL-2-B — 13 SEER Split System - Uncased Coil Enclosures**

| Model Number   | Coils                                             | Use With Furnaces<br>Flush on Both Sides | Dimensions (in.)<br>H x W x D | Shipping Weight (lbs.) |
|----------------|---------------------------------------------------|------------------------------------------|-------------------------------|------------------------|
| BAYCLE14A1422A | 4PXA AU24BS                                       | 14½" Wide Furnace                        | 22½ x 14½ x 21½               | 12                     |
| BAYCLE17A1722A | 4PXABU24BS, 4PXABU30BS,<br>4PXABU36BS             | 17½" Wide Furnace                        | 22⅝ x 17½ x 21½               | 14                     |
| BAYCLE21A2130A | 4PXACU30BS, 4PXACU36BS,<br>4PXACU42BS, 4PXACU48BS | 21" Wide Furnace                         | 30 x 21 x 21½                 | 18                     |
| BAYCLE24A2430A | 4PXADU48BS, 4PXADU60BS                            | 24½" Wide Furnace                        | 30 x 24½ x 21½                | 22                     |

**Table COIL-2-C - Kits for 4PXC and 4TXC Coils**

| Horizontal Conversion Kit No.    | Use with Coil Model Numbers |
|----------------------------------|-----------------------------|
| BAYCONV18A                       | 4PXC**24-30                 |
| BAYCONV23A                       | 4PXC**36                    |
| BAYCONV27A                       | 4PXC**42-48                 |
| BAYCONV30A                       | 4PXC**60                    |
| Optional Downflow Gasket Kit No. | Use with Coil Model Numbers |
| BAYGSKT001A0                     | 4TXC, 4PXC                  |

**Table COIL-2-D - Air Conditioning and Heat Pump Systems**

| ADJUSTABLE R410A TXV KIT | 4PXC-U & 4PXA: | 4PXC-D | 4TXC:           |
|--------------------------|----------------|--------|-----------------|
| 4AYTXVH4A1830A           | 24             | 24-30  | A002            |
| 4AYTXVH4A3042A           | 30-42          | 36-42  | A032, B003-C005 |
| 4AYTXVH4A4860A           | 48-60          | 48-60  | B006-D010       |

These R-410A adjustable TXV kits are intended for use with 4TXC, 4PXC, and 4PXA coil families. In addition, these adjustable TXV kits may also be used to lower the superheat on 4TXC, 4PXC, and 4PXA coils to improve the latent capacity in high humidity environments.

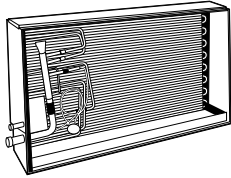
**Table COIL-2-E - R-22 TXV Conversion TXV Kits for 4PXC, 4PXA, 4TXC and 4PXF Coils**

| R-22 TXV Kit   | Use with Coil Model Numbers |              |                    |
|----------------|-----------------------------|--------------|--------------------|
| 2AYTXVH3H1836A | 4PX**24-36                  | 4TXC*002-005 | 4PXFH001, 003, 005 |
| 2AYTXVH3H4248A | 4PX**42-48                  | 4TXC*006-008 | 4PXFH004           |
| 2AYTXVH3H6060A | 4PX**60                     | 4TXC*009-010 | 4PXFH007, 009      |

For complete equipment / combination selections, installation instructions and warranty information, please refer to Product Data/Ratings and/or Installers Guides and Limited Warranty Handbooks.

# Split System – Cased Heat Pump and Cooling Coils

**Table COIL-3-A — Aluminum Cased Horizontal Flat Coils R-410A Refrigerant**

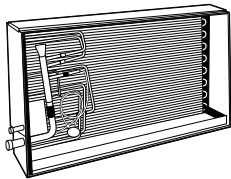


**4TXF**

| Model Number                        | Cooling Capacity Range (Tons) | Coil Type | Refrigerant Control | Outlet Dim. (in.) W/H x D           | Overall Dim. (in.) H x W x D | Shipping Weight (lbs.) | Line Size OD Gas | Line Size OD Liq. |
|-------------------------------------|-------------------------------|-----------|---------------------|-------------------------------------|------------------------------|------------------------|------------------|-------------------|
| 4TXFH033CC3HHB                      | 1.5 - 3.0                     | Flat      | TXVNB <sup>①</sup>  | 21 x 24                             | 22.7 x 10.2 x 28.2           | 49                     | 3/4              | 5/16              |
| 4TXFH041CC3HHB                      | 2.0 - 3.5                     | Flat      | TXVNB <sup>①</sup>  | 21 x 33 <sup>1</sup> / <sub>4</sub> | 22.7 x 10.2 x 37.5           | 57                     | 3/4              | 3/8               |
| 4TXFH054CC3HHB                      | 3.0 - 5.0                     | Flat      | TXVNB <sup>①</sup>  | 21 x 33 <sup>1</sup> / <sub>4</sub> | 22.7 x 10.2 x 37.5           | 55                     | 7/8              | 3/8               |
| Variable Speed OD compatible models |                               |           |                     |                                     |                              |                        |                  |                   |
| 4TXFH024CZ3HHB                      | 1.5 - 2.0                     | Flat      | TXVNB <sup>①</sup>  | 21 x 33 <sup>1</sup> / <sub>4</sub> | 22.7 x 10.2 x 37.5           | 48                     | 5/8              | 3/8               |
| 4TXFH036CZ3HHB                      | 2.0 - 3.5                     | Flat      | TXVNB <sup>①</sup>  | 21 x 33 <sup>1</sup> / <sub>4</sub> | 22.7 x 10.2 x 37.5           | 53                     | 3/4              | 3/8               |
| 4TXFH064AZ3HHA                      | 3.0 - 5.0                     | Flat      | TXVNB <sup>①</sup>  | 27 x 33 <sup>1</sup> / <sub>4</sub> | 28.6 x 10.2 x 37.5           | 63                     | 7/8              | 3/8               |

<sup>①</sup> Start Kit may be required on outdoor unit.

**Table COIL-3-B — Copper/Aluminum Cased Horizontal Flat Coils R-410A Refrigerant**



**4PXF**

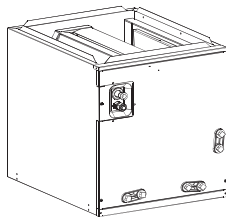
| Model Number                        | Cooling Capacity Range (Tons) | Coil Type | Refrigerant Control | Outlet Dim. (in.) W/H x D | Overall Dim. (in.) H x W x D | Shipping Weight (lbs.) | Line Size OD Gas | Line Size OD Liq. |
|-------------------------------------|-------------------------------|-----------|---------------------|---------------------------|------------------------------|------------------------|------------------|-------------------|
| 4PXFH001AC3HHA                      | 1.5 - 3.0                     | Flat      | TXVNB <sup>①</sup>  | 21 x 24                   | 23.5 x 10 x 29.5             | 43                     | 3/4              | 3/8               |
| 4PXFH004AC3HHA                      | 2.0 - 3.5                     | Flat      | TXVNB <sup>①</sup>  | 21 x 30                   | 23.5 x 10 x 35.5             | 49                     | 3/4              | 3/8               |
| 4PXFH007AC3HHA                      | 3.0 - 5.0                     | Flat      | TXVNB <sup>①</sup>  | 21 x 30                   | 23.5 x 10 x 35.5             | 63                     | 7/8              | 3/8               |
| Variable Speed OD compatible models |                               |           |                     |                           |                              |                        |                  |                   |
| 4PXFH003AZ3HHA                      | 1.5 - 2.0                     | Flat      | TXVNB <sup>①</sup>  | 21 x 30                   | 23.5 x 10 x 35.5             | 49                     | 3/4              | 3/8               |
| 4PXFH005AZ3HHA                      | 2.0 - 3.5                     | Flat      | TXVNB <sup>①</sup>  | 21 x 30                   | 23.5 x 10 x 35.5             | 63                     | 7/8              | 3/8               |
| 4PXFH009AZ3HHA                      | 3.0 - 5.0                     | Flat      | TXVNB <sup>①</sup>  | 21 x 36                   | 23.5 x 10 x 41.5             | 70                     | 7/8              | 3/8               |

<sup>①</sup> Start Kit may be required on outdoor unit.

Will be changing to all-aluminum model in late 2021

# Split System – Cased Heat Pump and Cooling Coils

**Table COIL-3-C — Aluminum Single Stage Cased Coil (Upflow/Downflow/Horizontal) R-410A Refrigerant**



**4MXC**

| Model Number                | Cooling Capacity Range (Tons) | Coil Type | Refrigerant Control | Outlet Dim. (in.) W/H x D           | Overall Dim. (in.) H x W x D | Shipping Weight (lbs.) | Line Size OD Gas | Line Size OD Liq. |
|-----------------------------|-------------------------------|-----------|---------------------|-------------------------------------|------------------------------|------------------------|------------------|-------------------|
| 4MXCA003AC6HCA              | 1.5 - 3.0                     | A         | FCCV <sup>①</sup>   | 13 x 19                             | 20 x 14.5 x 21               | 51                     | 3/4              | 3/8               |
| 4MXCB004AC6HCA              | 1.5 - 3.0                     | A         | FCCV <sup>①</sup>   | 16 x 19                             | 20 x 17.5 x 21               | 55                     | 3/4              | 3/8               |
| 4MXCC005AC6HCA              | 2.5 - 3.0                     | A         | FCCV <sup>①</sup>   | 19 <sup>1</sup> / <sub>2</sub> x 19 | 20 x 21 x 21                 | 59                     | 3/4              | 3/8               |
| 4MXCB006AC6HCA              | 3.0 - 4.0                     | A         | FCCV <sup>①</sup>   | 16 x 19                             | 26 x 17.5 x 21               | 66                     | 7/8              | 3/8               |
| 4MXCC007AC6HCA              | 3.0 - 4.0                     | A         | FCCV <sup>①</sup>   | 19 <sup>1</sup> / <sub>2</sub> x 19 | 26 x 21 x 21                 | 70                     | 7/8              | 3/8               |
| 4MXCD008AC6HCA              | 3.5 - 4.0                     | A         | FCCV <sup>①</sup>   | 23 x 19                             | 26 x 24.5 x 21               | 74                     | 7/8              | 3/8               |
| 4MXCC009AC6HCA              | 3.5 - 5.0                     | A         | FCCV <sup>①</sup>   | 19 <sup>1</sup> / <sub>2</sub> x 19 | 30 x 21 x 21                 | 91                     | 7/8              | 3/8               |
| 4MXCD010AC6HCA              | 3.5 - 5.0                     | A         | FCCV <sup>①</sup>   | 23 x 19                             | 30 x 24.5 x 21               | 95                     | 7/8              | 3/8               |
| 4MXCB016AC6HCA <sup>②</sup> | 3.0 - 4.0                     | A         | FCCV <sup>①</sup>   | 16 x 19                             | 30 x 17.5 x 21               | 82                     | 7/8              | 3/8               |
| 4MXCC017AC6HCA <sup>②</sup> | 3.0 - 4.0                     | A         | FCCV <sup>①</sup>   | 19 <sup>1</sup> / <sub>2</sub> x 19 | 30 x 21 x 21                 | 88                     | 7/8              | 3/8               |
| 4MXCD018AC6HCA <sup>②</sup> | 3.5 - 4.0                     | A         | FCCV <sup>①</sup>   | 23 x 19                             | 30 x 24.5 x 21               | 92                     | 7/8              | 3/8               |

<sup>①</sup> All coils shipped with a Fixed Metering Device (Flow Control Check Valve - FCCV). Some rated combinations require a TXV kit, ordered separately. See the coil Installer's Guide for Orifice and TXV matches.

<sup>②</sup> Enhanced models for use in heating.



It's Hard To Stop A Trane.®

# Split System – Cased Heat Pump and Cooling Coils

Coils

**Table COIL-4-A — Refrigerant TXV Kits for 4MXC Coils**

| Tons    | R-410A TXV Kit (If required) | R-22 TXV Kit (If required) |
|---------|------------------------------|----------------------------|
| 1.5-3.0 | 4AYTXVH3G2436A               | 2AYTXVH3G2436A             |
| 3.5-4.0 | 4AYTXVH3G4248A               | 2AYTXVH3G4248A             |
| 5       | 4AYTXVH3G6000A               | 2AYTXVH3G6000A             |

Note: Additional R-22 Kit combinations can be found in the Accessories section.

**Table COIL-4-B — Orifice kit table for 4MXC coils**

| Outdoor Unit Capacity (Tons) | Orifice Size (R410A) | Orifice Kit            | Orifice Size (R22) | Orifice Kit     |
|------------------------------|----------------------|------------------------|--------------------|-----------------|
| 1.5                          | 0.052                | MAYORIACHP0052B        | 0.052              | MAYORIACHP0052B |
| 2                            | 0.058                | MAYORIACHP0058B        | 0.058              | MAYORIACHP0058B |
| 2.5*                         | 0.063 / 0.065        | MAYORIACHP0063B / 065A | 0.065              | MAYORIACHP0065A |
| 3                            | 0.070                | MAYORIACHP0070B        | 0.072              | MAYORIACHP0072B |
| 3.5                          | 0.075                | MAYORIACHP0075B        | 0.078              | MAYORIACHP0078B |
| 4                            | 0.083                | MAYORIACHP0083B        | 0.088              | MAYORIACHP0088B |
| 5                            | 0.090                | MAYORIACHP0090B        | 0.096              | MAYORIACHP0096B |

Note: Orifice size needed for system combination may not be pre-installed. See Table 1 in coil Installation Manual for pre-installed size.

\* Necessary Orifice sizes varies for this tonnage. See Table 3 in coil Installation Manual.

# Split System – Cased Heat Pump and Cooling Coils

**Table COIL-4-C — Features**

|                                                                                                                           | 4TXC | 4PXC-U | 4PXC-D | 4PXA | 4TXF | 4PXF | 4MXC |
|---------------------------------------------------------------------------------------------------------------------------|------|--------|--------|------|------|------|------|
| • All aluminum coil .....                                                                                                 | ✓    | ✓      | ✓      | ✓    | ✓    | —    | ✓    |
| • Enhanced Fin Surface .....                                                                                              | ✓    | ✓      | ✓      | ✓    | —    | —    | —    |
| • 100% foil lined insulation.....                                                                                         | ✓    | ✓      | ✓      | —    | ✓    | ✓    | ✓    |
| • Internally checked non-bleed thermal expansion valve with mechanical fitting on both sides (heat pump operation)① ..... | ✓    | ✓      | ✓      | ✓    | —    | ✓    | —    |
| • Factory installed fixed orifice. Additional orifices supplied.....                                                      | —    | —      | —      | —    | —    | —    | ✓    |
| • Optional accessory TXV Kit with mechanical fittings available for higher performance ratings ② .....                    | —    | —      | —      | —    | —    | —    | ✓    |
| • Easy case attachment to furnace .....                                                                                   | ✓    | ✓      | ✓      | —    | —    | —    | ✓    |
| • Upflow application.....                                                                                                 | ✓    | ✓      | —      | ✓    | —    | —    | ✓    |
| • Downflow application .....                                                                                              | ✓    | ✓      | ✓      | —    | —    | —    | ✓    |
| • Horizontal Right application .....                                                                                      | ✓    | kit    | kit    | —    | —    | ✓    | ✓    |
| • Horizontal Left application.....                                                                                        | ✓    | kit    | —      | —    | —    | ✓    | ✓    |
| • Double sloped non-corrosive drain pan - UL rated 400°F. Compatible with oil furnaces.....                               | ✓    | ✓      | ✓      | ✓    | —    | —    | —    |
| • Single sloped non-corrosive drain pan.....                                                                              | —    | —      | —      | —    | —    | ✓    | ✓    |
| • Compatible with variable speed and 2 speed outdoor models .....                                                         | ✓    | ✓      | ✓      | ✓    | ②    | ②    | —    |
| • Split inner and outer doors for easy coil inspection and cleaning.....                                                  | ✓    | ✓      | ✓      | —    | —    | —    | —    |
| • Painted galvanized steel cabinet to match furnace .....                                                                 | ✓    | ✓      | ✓      | —    | —    | —    | ✓    |
| • Unpainted galvanized steel cabinet .....                                                                                | —    | —      | —      | —    | —    | ✓    | —    |
| • <b>10-year limited warranty on coil, &amp; all other functional parts, with no registration required.</b> .....         | ✓    | ✓      | ✓      | ✓    | ✓    | ✓    | ✓    |

① Start kit may be required on outdoor unit.

② See Tables COIL-3-A and COIL-3-B for specific models that are compatible with variable speed outdoor products.

③ Reference AHRI ratings to find correct TXV kit or reference Product Data for additional information.