

TruComfort™ Variable Speed Cooling Single Phase – 2-5 Tons



XV20i
(Variable Speed)

Table SC-1-A — XV20i R-410A TruComfort™ Variable Speed Cooling (30–100% capacity)—with ComfortLink™ II[Ⓢ]

Model Number	Power Supply	Nom. Cap. Cooling (BTUH)	Uncrated Dimensions (in.)			Shipping Weight (lbs.)	Sound** Rating		MCA*	Max. Fuse*	Line Size (in)	
			H	W	D		(Cool)	(Heat)			OD Gas	OD Liq.
4TTV0024A1000C	208/230/1/60	24,600	48	33	30	228	57	66	17	25	5/8	3/8
4TTV0036B1000C	208/230/1/60	35,000	50	37	34	263	59	70	18	25	3/4	3/8
4TTV0048A1000C	208/230/1/60	47,000	50	37	34	285	57	74	23	35	7/8	3/8
4TTV0060A1000C	208/230/1/60	54,000	54	37	34	299	62	75	27	40	1 1/8	3/8
4TTV0061A1000C	208/230/1/60	55,000	54	37	34	329	62	75	27	40	1 1/8	3/8



XV18
(Variable Speed)

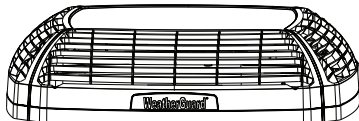
Table SC-1-B — XV18 R-410A TruComfort™ Variable Speed Cooling (30–100% capacity)—with ComfortLink™ II[Ⓢ]

Model Number	Power Supply	Nom. Cap. Cooling (BTUH)	Uncrated Dimensions (in.)			Shipping Weight (lbs.)	Sound** Rating		MCA*	Max. Fuse*	Line Size (in)	
			H	W	D		(Cool)	(Heat)			OD Gas	OD Liq.
4TTV8024A1000B	208/230/1/60	24,600	41	33	30	217	57	66	17	25	5/8	3/8
4TTV8036A1000B	208/230/1/60	35,400	41	33	30	228	55	70	18	25	3/4	3/8
4TTV8037A1000B	208/230/1/60	35,000	41	37	34	248	59	70	18	25	3/4	3/8
4TTV8048A1000B	208/230/1/60	47,000	41	37	34	270	57	74	23	35	7/8	3/8
4TTV8060A1000B	208/230/1/60	54,000	45	37	34	284	62	75	27	40	1 1/8	3/8

Ⓢ Must use TCONT850, TZONE950 or TZONE1050 control.

* Information subject to change. Please confirm with current Product Data/Service Facts for current factory production.

** Rated in accordance with AHRI Standard 270-2008 (Min/Max when applicable).



WEATHERGUARD™ TOP ACCESSORY

BAYTWGR0003 - Fits base sizes 33"x30" (WxD)

BAYTWGR0004 - Fits base sizes 37"x34" (WxD)

TruComfort™ Variable Speed Cooling Single Phase – 2-5 Tons

Split System Cooling

Table SC-2-A — Features

	XV20i (4TTV0)	XV18 (4TTV8)
• SEER up to	22.00	18.00
• Climatuff™ compressor.....	1	1
• Number of stages.....	Variable	Variable
• Comfort-R™ mode approved.....	✓	✓
• ComfortLink™ II system.....	✓	✓
• DuraTuff™ base, fast complete drain, weatherproof.....	✓	✓
• Quick-Sess™ cabinet, service access & refrigerant connections with full coil protection.....	✓	✓
• Spine Fin™ coil.....	✓	✓
• Weatherguard™ II top.....	✓	—
• Compressor sound enclosure.....	✓	✓
• Compressor sump heat.....	✓	✓
• Factory supplied charge	R-410A	R-410A
• Glossy corrosion resistant finish.....	✓	✓
• High pressure switch.....	✓	✓
• Low pressure switch.....	✓	✓
• Internal high / low pressure & temperature protection.....	✓	✓
• Liquid line filter drier - factory installed or factory supplied for field install.....	✓	✓
• Seacoast shield - factory installed.....	✓	—
• Tarpaulin gray cabinet.....	✓	✓
• 12-year limited warranty on compressor, 10-year on outdoor coil & all other functional parts (Residential Use)	✓	✓
• Extended warranties available	✓	✓

Table SC-2-B — Optional Accessories

Model Number	Description	Shipping Weight		
BAYECMT023	Extreme Conditions Mounting Kit (Base 2/3)	2	2	2-3
BAYECMT004	Extreme Conditions Mounting Kit (Base 4)	2	3-5	037-60
BAYISLT101	Rubber Isolators	1	✓	✓
BAYVEN002	Enhanced Sound Enclosure	2	✓	✓
BAYLEGS007	Snow Legs - 7" High (Black)	1	✓	✓
BAYLEGS004	Snow Legs - 4" High (Black)	1	✓	✓
BAYVDTA003	Vertical Discharge Air Kit Base 3	10	2	—
BAYVDTA004	Vertical Discharge Air Kit Base 4	10	3-5	—
BAYSEAC001	Seacoast Kit	1	—	✓
PAI00309①	Heresite Spraypaint	1	✓	✓
BAYSEN01ATEMPA	External Ambient Kit		✓	✓
BAYTWGR0004	WEATHERGUARD™ Top - Fits unit base size of (W x D) of 37" X 34"		—	037-060
BAYTWGR0003	WEATHERGUARD™ Top - Fits unit base size of (W x D) of 33" X 30"		—	024-036

Comfort Controls — See Comfort Controls/Zone Sensors Section

① Used for additional seacoast corrosion protection. Refer to bulletin number UN-SVB11A-EN for application information.

Split System Cooling Single Phase – 1½-5 Tons



**XL18i
(Two Stage)**

Table SC-3-A — XL18i R-410A Split System Two Stage Cooling (70/100% capacity)

Model Number	Power Supply	Nom. Cap. Cooling (BTUH)	Uncrated Dimensions (in.)			Shipping Weight (lbs.)	Sound** Rating	MCA*	Max. Fuse*	Line Size (in)	
			H	W	D					OD Gas	OD Liq.
4TTX8024A1000C	208/230/1/60	24,000	50	37	34	309	72	15	25	⁵ / ₈	³ / ₈
4TTX8036A1000C	208/230/1/60	36,000	54	37	34	316	72	20	35	³ / ₄	³ / ₈
4TTX8048B1000B	208/230/1/60	48,000	54	37	34	336	73	28	45	⁷ / ₈	³ / ₈
4TTX8060A1000C	208/230/1/60	60,000	54	37	34	332	74	37	60	1 ¹ / ₈	³ / ₈



**XL16i
(Single Stage)**

Table SC-3-B — XL16i R-410A Split System Single Stage Cooling

Model Number	Power Supply	Nom. Cap. Cooling (BTUH)	Uncrated Dimensions (in.)			Shipping Weight (lbs.)	Sound** Rating	MCA*	Max. Fuse*	Line Size (in)	
			H	W	D					OD Gas	OD Liq.
4TTX6018J1000B	208/230/1/60	18,000	37	33	30	200	73	12	20	³ / ₄	³ / ₈
4TTX6024J1000C	208/230/1/60	24,000	37	33	30	201	71	13	20	³ / ₄	³ / ₈
4TTX6030J1000B	208/230/1/60	30,000	44	33	30	231	71	17	25	³ / ₄	³ / ₈
4TTX6036J1000C	208/230/1/60	36,000	46	37	34	255	69	18	30	³ / ₄	³ / ₈
4TTX6042J1000B	208/230/1/60	42,000	54	37	34	327	70	21	35	⁷ / ₈	³ / ₈
4TTX6048J1000B	208/230/1/60	48,000	54	37	34	331	70	24	40	⁷ / ₈	³ / ₈
4TTX6049J1000B	208/230/1/60	48,000	54	37	34	331	70	26	40	⁷ / ₈	³ / ₈
4TTX6060J1000C	208/230/1/60	57,500	54	37	34	336	70	32	50	1 ¹ / ₈	³ / ₈
4TTX6061J1000A	208/230/1/60	60,000	54	37	34	337	74	32	50	1 ¹ / ₈	³ / ₈

* Information subject to change. Please confirm with current Product Data/Service Facts for current factory production.

** Rated in accordance with AHRI Standard 270-2008 (Min/Max when applicable).



Split System Cooling Single Phase – 1½-5 Tons

Split System Cooling

Table SC-4-A — Features

	XL18i (4TTX8)	XL16i (4TTX6)
• SEER up to	18.00	17.00
• Climatuff™ compressor.....	1	1
• Number of stages.....	2	1
• Comfort-R™ mode approved.....	✓	✓
• DuraTuff™ base, fast complete drain, weatherproof.....	✓	✓
• Quick-Sess™ cabinet, service access & refrigerant connections with full coil protection.....	✓	✓
• Spine Fin™ coil.....	✓	✓
• Weatherguard™ II top.....	✓	✓
• Factory supplied charge	R-410A	R-410A
• Glossy corrosion resistant finish.....	✓	✓
• High pressure switch.....	✓	✓
• Low pressure switch.....	✓	✓
• Internal high / low pressure & temperature protection.....	✓	✓
• Liquid line filter drier - factory installed or factory supplied for field install.....	✓	✓
• Start kit-factory installed.....	—	1½-2
• Seacoast shield - factory installed.....	✓	✓
• Tarpaulin gray cabinet.....	✓	✓
• 12-year limited warranty on compressor, 10-year on outdoor coil & all other functional parts (Residential Use).....	✓	✓
• Extended warranties available	✓	✓


Table SC-4-B — Optional Accessories

Model Number	Description	Shipping Weight		
AY28X079.....	Evap. Defrost Control Kit	1.....	✓	—
BAYCCHT301RES.....	Crankcase Heater Kit (Scroll)	1.....	4-5	3½-5
BAYCCHT302RES.....	Crankcase Heater Kit (Scroll)	1.....	2-3	1½-3
BAYECMT003.....	Extreme Conditions Mounting Kit (Base 3).....	2.....	—	1½-2½
BAYECMT004.....	Extreme Conditions Mounting Kit (Base 4).....	2.....	✓	3-5
BAYISLT101.....	Rubber Isolators.....	1.....	✓	✓
BAYKSKT263.....	Start kit.....	1.....	2-3	2½-5
BAYKSKT266.....	Start kit.....	1.....	4-5	—
BAYLEGS007.....	Snow Legs - 7" High (Black).....	1.....	✓	✓
BAYLEGS004.....	Snow Legs - 4" High (Black).....	1.....	✓	✓
BAYLOAM107A.....	Low Ambient Kit.....	1.....	✓	✓
BAYVDTA003.....	Vertical Discharge Air Kit Base 3.....	10.....	—	1½-2½
BAYVDTA004.....	Vertical Discharge Air Kit Base 4.....	10.....	✓	3-5
TAYASCT501A①②.....	Anti-Short Cycle Timer	2.....	✓	✓
PAI00309③.....	Heresite Spraypaint.....	1.....	✓	✓

Comfort Controls — See Comfort Controls/Zone Sensors Section

- ① Not for use with programmable thermostats.
- ② Activated on Power Off.
- ③ Used for additional seacoast corrosion protection. Refer to bulletin number UN-SVB11A-EN for application information.


Split System Cooling Single Phase – 1½-5 Tons



XR17
(Two Stage)

Table SC-5-A — XR17 R-410A Split System Two Stage Cooling (70/100% capacity)


Model Number	Power Supply	Nom. Cap. Cooling (BTUH)	Uncrated Dimensions (in.)			Shipping Weight (lbs.)	Sound** Rating	MCA*	Max. Fuse†	Line Size (in)	
			H	W	D					OD Gas	OD Liq.
4TTR7024A1000B	208/230/1/60	24,000	41	37	34	276	72	15	25	5/8	3/8
4TTR7036A1000B	208/230/1/60	36,000	45	37	34	283	72	20	35	3/4	3/8
4TTR7048B1000A	208/230/1/60	48,000	45	37	34	296	73	28	45	7/8	3/8
4TTR7060A1000B	208/230/1/60	60,000	45	37	34	312	74	37	60	1 1/8	3/8



XR16
(Single Stage)

Table SC-5-B — XR16 R-410A Split System Single Stage Cooling

Model Number	Power Supply	Nom. Cap. Cooling (BTUH)	Uncrated Dimensions (in.)			Shipping Weight (lbs.)	Sound** Rating	MCA*	Max. Fuse†	Line Size (in)	
			H	W	D					OD Gas	OD Liq.
4TTR6018J1000A	208/230/1/60	18,000	29	33	30	189	73	12	20	3/4	3/8
4TTR6024J1000B	208/230/1/60	24,000	29	33	30	190	73	13	20	3/4	3/8
4TTR6030J1000A	208/230/1/60	30,000	37	33	30	220	73	17	25	3/4	3/8
4TTR6036J1000A	208/230/1/60	36,000	37	37	34	246	71	18	30	7/8	3/8
4TTR6042J1000A	208/230/1/60	42,000	45	37	34	302	72	21	35	7/8	3/8
4TTR6048J1000A	208/230/1/60	47,000	45	37	34	306	72	24	40	7/8	3/8
4TTR6049J1000A	208/230/1/60	48,000	45	37	34	322	72	26	40	7/8	3/8
4TTR6060B1000A	208/230/1/60	57,500	45	37	34	327	72	31	60	1 1/8	3/8
4TTR6061C1000B	208/230/1/60	60,000	45	37	34	317	74	32	45	1 1/8	3/8



XR16
(Single Stage)

Table SC-5-C — XR16 R-410A Side Discharge Single Stage Cooling

Model Number	Power Supply	Nom. Cap. Cooling (BTUH)	Uncrated Dimensions (in.)			Shipping Weight (lbs.)	Sound** Rating	MCA*	Max. Fuse†	Line Size (in)	
			H	W	D					OD Gas	OD Liq.
4TTL6018A1000A①	208/230/1/60	18,000	36	40	15	165	70	12	20	3/4	3/8
4TTL6024A1000A①	208/230/1/60	23,000	36	40	15	165	70	13	20	3/4	3/8
4TTL6030A1000A①	208/230/1/60	29,000	36	40	15	180	71	17	25	3/4	3/8
4TTL6036A1000A①	208/230/1/60	35,000	36	47	18	242	72	19	30	3/4	3/8
4TTL6042A1000A①	208/230/1/60	41,000	36	47	18	243	73	22	35	7/8	3/8
4TTL6048A1000A①	208/230/1/60	47,000	36	47	18	243	73	24	40	7/8	3/8
4TTL6060A1000A①	208/230/1/60	57,000	42	47	18	263	73	31	50	1 1/8	3/8

① For coastal applications where units are installed within one (1) mile of salt water, epoxy coated models are available for order. Model numbers with "COT" in the eleventh (11) through thirteenth (13) digits represent an epoxy coated coil. Example: 4TTL6036A1COTA. These models have an 8 week lead time after order.

* Information subject to change. Please confirm with current Product Data/Service Facts for current factory production.

** Rated in accordance with AHRI Standard 270-2008 (Min/Max when applicable).

Split System Cooling Single Phase – 1½-5 Tons

Table SC-6-A — Features

	XR17 (4TTR7)	XR16 (4TTR6)	XR16 (4TTL6)
• SEER up to	18.00	17.00	17.00
• Climatuff™ compressor	✓	✓	✓
• Number of stages	2	1	1
• Comfort-R™ mode approved	✓	✓	✓
• DuraTuff™ base, fast complete drain, weatherproof	✓	✓	—
• Quick-Sess™ cabinet, service access	✓	✓	—
• Spine Fin™ coil	✓	✓	—
• Copper Tube, Aluminum Fin coil	—	—	✓
• Factory supplied charge	R-410A	R-410A	R-410A
• Glossy corrosion resistant finish	✓	✓	✓
• High pressure switch	✓	✓	✓
• Internal high / low pressure & temperature protection	✓	✓	✓
• Liquid line filter drier - factory installed or factory supplied for field install	✓	✓	✓
• Quick start kit-factory installed	—	1½-2	—
• Tarpaulin gray cabinet	✓	✓	✓
• 10-year limited warranty on compressor, 10-year on outdoor coil & all other functional parts (Residential Use) ...	✓	✓	✓
• Extended warranties available	✓	✓	✓

Table SC-6-B — Optional Accessories

Model Number	Description	Shipping Weight			
AY28X079.....	Evap. Defrost Control Kit	1	✓	✓	✓
BAYCCHT301RES.....	Crankcase Heater Kit (Scroll).....	1	4-5	3½-5	3½-5
BAYCCHT302RES.....	Crankcase Heater Kit (Scroll).....	1	2-3	1½-3	1½-3
BAYECMT023	Extreme Conditions Mounting Kit (Base 2/3)	2	✓	1½-2½	—
BAYECMT004	Extreme Conditions Mounting Kit (Base 4)	2	✓	3-5	—
BAYISLT101	Rubber Isolators	1	✓	✓	✓
BAYKSKT263	Start Kit.....	1	2-3	2½-5	2½-5
BAYKSKT266	Start Kit.....	1	4-5	—	—
BAYLEGS007.....	Snow Legs - 7" High (Black)	1	✓	✓	✓
BAYLEGS004.....	Snow Legs - 4" High (Black)	1	✓	✓	✓
BAYLOAM107A.....	Low Ambient Kit	1	✓	✓	✓
BAYSDEN001	Small Scroll Compressor Enclosures.....	8	—	1½-2	—
BAYSDEN004	Large Scroll Compressor Enclosures	8	—	2½-5	1½-5
BAYSEAC001.....	Seacoast Kit	1	✓	✓	—
BAYWIND100.....	Wind Baffle	—	—	1½-2½
BAYWIND101.....	Wind Baffle	—	—	3-5
TAYASCT501A①②	Anti-Short Cycle Timer	2	✓	✓	—
TAYSVPANL0032AA	Service Valve Panel Cover Kit	2	—	1½-2	—
TAYSVPANL3343AA	Service Valve Panel Cover Kit	2	2	—	—
TAYSVPANL0044AA	Service Valve Panel Cover Kit	2	3-5	2½-3	—
TAYSVPANL0046AA	Service Valve Panel Cover Kit	2	—	3½-5	—
PAI00309③.....	Heresite Spraypaint.....	1	✓	✓	✓
TAYASCT501A①②	Anti-Short Cycle Timer	1½	2-2½	✓
PAI00309③.....	Heresite Spraypaint.....	3-3½	4-5	✓
BRK05033④	Wall Mount Kit	—	—	✓
BAYTWGR0004	WEATHERGUARD™ Top - Fits unit base size of (W x D) of 37" X 34"	✓	036-061	—
BAYTWGR0004	WEATHERGUARD™ Top - Fits unit base size of (W x D) of 33" X 30"	—	018-030	—
BAYSDHG001A.....	Hail Guard Kit 3.2	—	—	✓
BAYSDHG002A.....	Hail Guard Kit 3.3	—	—	✓
BAYSDHG003A.....	Hail Guard Kit 4.3	—	—	✓
BAYSDHG004A.....	Hail Guard Kit 4.4	—	—	✓


A = Factory Installed

Comfort Controls — See Comfort Controls/Zone Sensors Section

- ① Do not use with programmable thermostats.
- ② Activated on Power Off.
- ③ Used for additional seacoast corrosion protection. Refer to bulletin number UN-SVB11A-EN for application information.
- ④ Available from Trane Parts.

For complete equipment / combination selections, installation instructions and warranty information, please refer to Product Data/Ratings and/or Installers Guides and Limited Warranty Handbooks.


Split System Cooling Single Phase – 1½-5 Tons



**XR14
(Single Stage)**

Table SC-7-A — XR14 R-410A Split System Single Stage Cooling

Model Number	Power Supply	Nom. Cap. Cooling (BTUH)	Uncrated Dimensions (in.)			Shipping Weight (lbs.)	Sound** Rating	MCA*	Max. Fuse*	Line Size (in)	
			H	W	D					OD Gas	OD Liq.
4TTR4018L1000A	208/230/1/60	17,000	29	29	26	153	72	12	20	3/4	3/8
4TTR4024L1000B①	208/230/1/60	23,600	29	29	26	153	71	14	20	3/4	3/8
4TTR4025L1000B	208/230/1/60	23,600	29	29	26	153	71	14	20	3/4	3/8
4TTR4030L1000A①	208/230/1/60	28,400	29	33	30	183	73	17	25	3/4	3/8
4TTR4031L1000A	208/230/1/60	28,400	29	33	30	183	71	17	25	3/4	3/8
4TTR4036L1000A①	208/230/1/60	34,000	33	33	30	183	73	18	30	3/4	3/8
4TTR4037L1000A	208/230/1/60	34,000	33	33	30	183	71	18	30	3/4	3/8
4TTR4042L1000A①	208/230/1/60	40,500	29	37	34	216	71	22	35	7/8	3/8
4TTR4043L1000A	208/230/1/60	40,500	29	37	34	216	71	22	35	7/8	3/8
4TTR4048L1000A	208/230/1/60	47,000	29	37	34	221	71	24	40	7/8	3/8
4TTR4060L1000B	208/230/1/60	56,000	37	37	34	246	71	31	45	7/8	3/8



**XR13
(Single Stage)**

Table SC-7-B — XR13 R-410A Split System Single Stage Cooling

Model Number	Power Supply	Nom. Cap. Cooling (BTUH)	Uncrated Dimensions (in.)			Shipping Weight (lbs.)	Sound** Rating	MCA*	Max. Fuse*	Line Size (in)	
			H	W	D					OD Gas	OD Liq.
4TTR3018H1000N②	208/230/1/60	17,000	29	29	26	153	72	12	20	3/4	3/8
4TTR3024H1000N②	208/230/1/60	23,000	29	29	26	150	74	18	30	3/4	3/8
4TTR3030H1000N②	208/230/1/60	28,500	29	29	26	157	72	16	25	3/4	3/8
4TTR3036H1000N②	208/230/1/60	34,500	29	33	30	175	68	18	30	3/4	3/8
4TTR3042E1000N②	208/230/1/60	40,500	29	33	30	200	72	22	35	7/8	3/8
4TTR3043A1000N②	208/230/1/60	40,500	29	37	34	216	74	22	35	7/8	3/8
4TTR3048E1000P②	208/230/1/60	46,500	37	33	30	233	74	28	45	7/8	3/8
4TTR3049A1000N②	208/230/1/60	46,500	29	37	34	221	74	24	40	7/8	3/8
4TTR3060E1000N②	208/230/1/60	58,500	37	37	34	261	80	32	45	7/8	3/8

① Models are not legal for installation in California, Nevada, New Mexico and Arizona. All other models are legal for installation in all US zones and states.

② 13 SEER AC equipment manufactured after 1/1/16 can only be installed in the North Zone.

* Information subject to change. Please confirm with current Product Data/Service Facts for current factory production.

** Rated in accordance with AHRI Standard 270-2008 (Min/Max when applicable).

Split System Cooling

Split System Cooling Single Phase – 1½-5 Tons

Table SC-8-A — Features

	XR14 (4TTR4)	XR13 (4TTR3)
• SEER up to	16.00	14.75
• Climatuff™ compressor	✓	✓
• Number of stages	1	1
• Comfort-R™ mode approved.....	✓	✓
• DuraTuff™ base, fast complete drain, weatherproof	✓	✓
• Quick-Sess™ cabinet, service access & refrigerant connections with full coil protection	✓	✓
• Spine Fin™ coil	✓	✓
• Factory supplied charge	R-410A	R-410A
• Glossy corrosion resistant finish	✓	✓
• High pressure switch.....	✓	✓
• Internal high / low pressure & temperature protection	✓	✓
• Liquid line filter drier - factory installed or factory supplied for field install	✓	✓
• Tarpaulin gray cabinet.....	✓	✓
• 10-year limited warranty on compressor, outdoor coil & all other functional parts (Residential Use)	✓	✓
• Extended warranties available	✓	✓


Table SC-8-B — Optional Accessories

Model Number	Description	Shipping Weight		
AY28X079.....	Evap. Defrost Control Kit	1	✓	✓
BAYCCHT301RES	Crankcase Heater Kit (Scroll)	1	3½-5	3½-5
BAYCCHT302RES	Crankcase Heater Kit (Scroll)	1	1½-3	1½-3
BAYECMT023	Extreme Conditions Mounting Kit (Base 2/3)	2	1½-3	1½-4
BAYECMT004	Extreme Conditions Mounting Kit (Base 4)	2	3½-5	43,49,60
BAYISLT101	Rubber Isolators.....	1	✓	✓
BAYSKT263	Start Kit	1	2½-5	2-5
BAYLEGS007	Snow Legs - 7" High (Black)	1	✓	✓
BAYLEGS004	Snow Legs - 4" High (Black)	1	✓	✓
BAYLOAM107A	Low Ambient Kit	1	✓	✓
BAYSDEN001	Small Scroll Compressor Enclosures.....	8.....	1½-2½, 3½-4	1½-3½, 3049
BAYSDEN004	Large Scroll Compressor Enclosures	8.....	3, 5	3048, 5
BAYSEAC001	Seacoast Kit	1	✓	✓
TAYASCT501A①②	Anti-Short Cycle Timer	2.....	✓	✓
TAYSVPANL0022AA	Service Valve Panel Cover Kit	2.....	1½-2	1½-2½
TAYSVPANL0032AA	Service Valve Panel Cover Kit	2.....	2½,3½,4	3-4
TAYSVPANL3343AA	Service Valve Panel Cover Kit	2.....	3	—
TAYSVPANL0044AA	Service Valve Panel Cover Kit	2.....	5	5
PAI00309③.....	Heresite Spraypaint.....	1.....	✓	✓
BAYTWGR0004	WEATHERGUARD™ Top - Fits unit base size of (W x D) of 37" X 34"		042-060	43, 49, 60
BAYTWGR0003	WEATHERGUARD™ Top - Fits unit base size of (W x D) of 33" X 30"		030-037	36, 42, 48

Comfort Controls — See Comfort Controls/Zone Sensors Section

- ① Not for use with programmable thermostats.
- ② Activated on Power Off.
- ③ Used for additional seacoast corrosion protection. Refer to bulletin number UN-SVB11A-EN for application information.


Split System Cooling Three-Phase



XR17
(Two Stage)

Table SC-9-A — XR17 R-410A Split System Two Stage Cooling — Three Phase


Model Number	Power Supply	Nom. Cap. Cooling (BTUH)	Uncrated Dimensions (in.)			Shipping Weight (lbs.)	Sound** Rating	MCA*	Max. Fuse*	Line Size (in)	
			H	W	D					OD Gas	OD Liq.
4TTA7036A3000A	208/230/3/60	36,000	45	37	34	283	72	15	25	3/4	3/8
4TTA7048A3000A	208/230/3/60	48,000	45	37	34	285	73	18	30	7/8	3/8
4TTA7060A3000A	208/230/3/60	60,000	45	37	34	308	74	22	35	1 1/8	3/8
4TTA7036A4000A	460/3/60	36,000	45	37	34	283	72	8	15	3/4	3/8
4TTA7048A4000A	460/3/60	48,000	45	37	34	285	73	9	15	7/8	3/8
4TTA7060A4000A	460/3/60	60,000	45	37	34	308	74	10	15	1 1/8	3/8



XR14
(Single Stage)

Table SC-9-B — XR14 R-410A Split System Single Stage Cooling — Three Phase

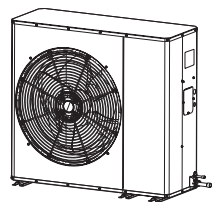
Model Number	Power Supply	Nom. Cap. Cooling (BTUH)	Uncrated Dimensions (in.)			Shipping Weight (lbs.)	Sound** Rating	MCA*	Max. Fuse*	Line Size (in)	
			H	W	D					OD Gas	OD Liq.
4TTA4036A3000A	208/230/3/60	36,000	33	33	30	183	73	12	20	3/4	3/8
4TTA4042A3000A	208/230/3/60	42,000	29	37	34	216	72	15	25	3/4	3/8
4TTA4048A3000A	208/230/3/60	48,000	29	37	34	221	72	18	30	7/8	3/8
4TTA4060A3000A	208/230/3/60	60,000	37	37	34	246	72	21	35	7/8	3/8
4TTA4036A4000A	460/3/60	36,000	33	33	30	183	73	8	15	3/4	3/8
4TTA4042A4000A	460/3/60	42,000	33	37	34	216	72	8	15	3/4	3/8
4TTA4048A4000A	460/3/60	48,000	33	37	34	221	72	8	15	7/8	3/8
4TTA4060A4000A	460/3/60	60,000	41	37	34	246	72	9	15	7/8	3/8



XR13
(Single Stage)

Table SC-9-C — XR13 R-410A Split System Single Stage Cooling — Three Phase

Model Number	Power Supply	Nom. Cap. Cooling (BTUH)	Uncrated Dimensions (in.)			Shipping Weight (lbs.)	Sound** Rating	MCA*	Max. Fuse*	Line Size (in)	
			H	W	D					OD Gas	OD Liq.
4TTA3036B3000B	208/230/3/60	36,000	29	33	30	176	78	14	20	3/4	3/8
4TTA3042D3000D	208/230/3/60	42,000	29	37	34	228	79	18	30	3/4	3/8
4TTA3048D3000D	208/230/3/60	48,000	29	37	34	235	79	18	30	7/8	3/8
4TTA3060D3000D	208/230/3/60	60,000	37	37	34	261	80	20	35	7/8	3/8
4TTA3036B4000B	460/3/60	36,000	29	33	30	176	78	8	15	3/4	3/8
4TTA3042D4000D	460/3/60	42,000	29	37	34	228	79	8	15	3/4	3/8
4TTA3048D4000D	460/3/60	48,000	29	37	34	235	79	8	15	7/8	3/8
4TTA3060D4000D	460/3/60	60,000	37	37	34	261	80	10	15	7/8	3/8



XR16
(Single Stage)

Table SC-9-D — XR16 R-410A Side Discharge Single Stage Cooling — Three Phase

Model Number	Power Supply	Nom. Cap. Cooling (BTUH)	Uncrated Dimensions (in.)			Shipping Weight (lbs.)	Sound** Rating	MCA*	Max. Fuse*	Line Size (in)	
			H	W	D					OD Gas	OD Liq.
4TTS6036A3000AⓄ	208/230/3/60	35000	36	47	18	242	73	11	15	3/4	3/8
4TTS6048A3000AⓄ	208/230/3/60	46500	36	47	18	243	76	18	30	7/8	3/8
4TTS6060A3000AⓄ	208/230/3/60	56000	42	47	18	263	76	21	35	1 1/8	3/8
4TTS6036A4000AⓄ	460/3/60	35000	36	47	18	242	73	5	15	3/4	3/8
4TTS6048A4000AⓄ	460/3/60	46500	36	47	18	243	76	8	15	7/8	3/8
4TTS6060A4000AⓄ	460/3/60	56000	42	47	18	263	76	10	15	1 1/8	3/8

First Order Date:
January 20, 2020

Units will ship from factory
30 days after order is placed.

Ⓞ For coastal applications where units are installed within one (1) mile of salt water, epoxy coated models are available for order. Model numbers with "COT" in the eleventh (11) through thirteenth (13) digits represent an epoxy coated coil.

Example: 4TTS6036A3COTA These models have an 8 week lead time after order.

* Information subject to change. Please confirm with current Product Data/Service Facts for current factory production.

** Rated in accordance with AHRI Standard 270-2008 (Min/Max when applicable).



It's Hard To Stop A Trane.®

Split System Cooling Three-Phase

Split System Cooling

Table SC-10-A — Features

	XR17 (4TTA7)	XR14 (4TTA4)	XR13 (4TTA3)	XR16 (4TTS6)
• SEER up to	18.00	16.50	14.50	17.00
• Comfort-R™ mode approved.....	✓	✓	✓	✓
• Climatuff™ compressor.....	✓	✓	✓	✓
• DuraTuff™ base, fast complete drain, weatherproof.....	✓	✓	✓	—
• Quick-Sess™ cabinet, service access & refrigerant connections with full coil protection.....	✓	✓	✓	—
• Spine Fin™ coil.....	✓	✓	✓	—
• Copper Tubing, Aluminum Fin coil.....	—	—	—	✓
• Compressor sump heat - factory installed	✓	✓	✓	✓
• Refrigerant (not factory supplied).....	R-410A	R-410A	R-410A	R-410A
• Glossy corrosion resistant finish	✓	✓	✓	✓
• High pressure switch	✓	✓	✓	✓
• Compressor sound enclosure	—	—	3½	—
• Internal high / low pressure & temperature protection	✓	✓	✓	✓
• Liquid line filter drier - factory installed or factory supplied for field install	✓	✓	✓	✓
• Tarpaulin gray cabinet	✓	✓	✓	✓
• 5-year basic limited warranty on compressor, 1-year on outdoor coil & all other functional parts (Commercial Use)	✓	✓	✓	—
• 10-year limited warranty on compressor, outdoor coil & all other functional parts (Residential Use)	✓	✓	✓	✓
• Extended warranties available	✓	✓	✓	✓

Table SC-10-B — Optional Accessories

Model Number	Description	Shipping Weight				
AY28X079.....	Evap. Defrost Control Kit	1.....	✓	✓	✓	✓
BAYCCHT301RES.....	Crankcase Heater Kit (Scroll).....	1.....	—	—	—	A
BAYCCHT302RES.....	Crankcase Heater Kit (Scroll).....	1.....	—	—	—	A
BAYECMT023.....	Extreme Conditions Mounting Kit (Base 2/3).....	2.....	—	3	2½-3	—
BAYECMT004.....	Extreme Conditions Mounting Kit (Base 4)	2.....	3-5	3½-5	3½-5	—
BAYISLT101.....	Rubber Isolators.....	1.....	✓	✓	✓	✓
BAYKSKT263.....	Start Kit.....	1.....	✓	—	5	—
BAYKSKT260.....	Start Kit.....	1.....	—	—	3	—
BAYLEGS007.....	Snow Legs - 7" High (Black)	1.....	✓	✓	✓	✓
BAYLEGS004.....	Snow Legs - 4" High (Black)	1.....	✓	✓	✓	✓
BAYLOAM107A.....	Low Ambient Kit	1.....	✓	✓	✓	—
BAYSDEN001.....	Single Cylinder Compressor Enclosures	8.....	—	3½-4	3-4	—
BAYSDEN004.....	Large Scroll Compressor Enclosures	8.....	✓	3, 5	5	4-5
BAYSEAC001.....	Seacoast Kit	1.....	✓	✓	✓	—
BAYWIND101.....	Wind Baffle.....	—	—	—	3-5
TAYASCT501A ^{①②}	Anti-Short Cycle Timer.....	2.....	✓	✓	✓	—
TAYSVPANL0032AA.....	Service Valve Panel Cover Kit.....	2.....	—	3½-4	3-4	—
TAYSVPANL3343AA.....	Service Valve Panel Cover Kit.....	2.....	—	3	2½	—
TAYSVPANL0044AA.....	Service Valve Panel Cover Kit.....	2.....	—	5	5	—
TAYSVPANL0046AA.....	Service Valve Panel Cover Kit.....	2.....	3-5	—	—	—
PAI00309 ^③	Heresite Spraypaint.....	1.....	✓	✓	✓	✓
BRK05033 ^④	Wall Mount Kit	✓	✓	✓	✓
BAYTWGR0004.....	WEATHERGUARD™ Top - Fits unit base size of (W x D) of 37" X 34"	✓	036-061	—	—
BAYTWGR0003.....	WEATHERGUARD™ Top - Fits unit base size of (W x D) of 33" X 30"	—	018-030	—	—
BAYSDHG001A.....	Hail Guard Kit 3.2.....	—	—	—	✓
BAYSDHG002A.....	Hail Guard Kit 3.3.....	—	—	—	✓
BAYSDHG003A.....	Hail Guard Kit 4.3.....	—	—	—	✓
BAYSDHG004A.....	Hail Guard Kit 4.4.....	—	—	—	✓

A = Factory Installed

Comfort Controls — See Comfort Controls/Zone Sensors Section

- ① Not for use with programmable thermostats.
- ② Activated on Power Off.
- ③ Used for additional seacoast corrosion protection. Refer to bulletin number UN-SVB11A-EN for application information.
- ④ Available from Trane Parts.

For complete equipment / combination selections, installation instructions and warranty information, please refer to Product Data/Ratings and/or Installers Guides and Limited Warranty Handbooks.